



Engineering/Technology:

When you set out to uncover what makes a St. Croix different from other blanks, you need to look no further than the engineer sitting right beside the blank designer. It's a partnership that's produced such breakthroughs as St. Croix's exclusive Integrated Poly Curve® and Advanced Reinforcing Technology™. Blank performance is only as good as the design behind it — so before we even think about sending a blank through for production, we spend as much time as necessary in the design department to ensure that every St. Croix blank is engineered and developed to outperform all others.

IPC Integrated Poly Curve® (IPC®) Technology

Developed exclusively by St. Croix, Integrated Poly Curve® (IPC®) tooling technology has rapidly become the engineering leader in rodmaking. Designed to eliminate all transitional points in the rod blank, IPC-engineered rods feature smoother actions, increased strength and greater sensitivity.





Illustration above is an exaggeration to demonstrate the difference between IPC and non-IPC blanks.

ART Advanced Reinforcing Technology™ (ART™)

Advanced Reinforcing Technology™ (ART™) is an exotic carbon fiber material that adds a magnitude (10X) of strength with virtually no increase in blank diameter or weight. ART significantly improves the hoop strength of the blank by preventing it from deforming or "ovaling" under a severe load, such as a powerful hook set. ART is also a critical part of our slim-profile ferrule design.



ART™ is an exotic carbon fiber material that adds a magnitude (10X) of strength with virtually no increase in blank diameter or rod weight.

TET Taper Enhancement Technology

After several years of R&D and testing, St. Croix has perfected an innovative new Taper Enhancement Technology (TET) that begins with precision-cut, curved blank patterns made possible by a state-of-the-art computerized pattern cutting machine. When combined with IPC-mandrels, these unique patterns create blanks with better actions and improved sensitivity. This pattern design and cutting technology is a dramatic departure from traditional straight-line patterns cut by hand. TET will debut in the all-new SC^v blanks in Blue/Green Flip finish.

FRS Fortified Resin System

St. Croix once again breaks new ground in premium blank manufacturing technology with the development of a new Fortified Resin System (FRS), which combines a fortified super resin with new computer operated curing ovens that provide improved temperature and time management through all stages of the curing cycle. FRS prevents microbuckling by keeping the carbon fibers in proper alignment. Blanks manufactured using this advanced manufacturing protocol test out consistently to be 33% stronger than those built with standard resins and curing methods. Blank series manufactured with FRS include SC^v spinning, casting and fly, SC^m spinning, casting, inshore and surf and SCⁿ boat.



Our Blank Materials Guide:

Great rods begin with the highest quality blank materials and expert manufacturing techniques and processes. Each material listed here is exclusive to St. Croix and is designed for specific performance characteristics.

SC^v/FRS	Exotic, 62,000,000 modulus, high-strain graphite fiber featuring FRS. Used only as a compliment to other graphite materials, this very expensive graphite is too high in modulus to be used as the primary material.	Extremely efficient material that adds power with minimal weight. Assists in minimizing blank diameter. For the discriminating angler who appreciates exotic performance.
SC^v/FRS	Extraordinary, high-modulus/high-strain graphite fiber with carbon-matte scrim. Featuring FRS, this is the finest all-purpose blank material used in fishing rod manufacturing and is exclusive to St. Croix.	Creates the lightest, most sensitive and strongest rods on the planet. If you like to push the envelope and lead the way, these are the rods for you. Made for those who outfish their buddies and rely on their rods to do it.
SC^v/FRS	Exceptional, high-modulus/high-strain graphite fiber featuring FRS. Similar to SC ^v , but without the carbon-matte scrim.	Produces extremely light and sensitive rods. Not quite to the level of SC ^v , but very close. Ideal for the angler who insists on fishing only with top-grade rods.
SCⁱⁱⁱ	Advanced, high-modulus/high-strain graphite fiber. Modulus is between SC ^v and SC ⁱⁱ .	Produces rods that are super sensitive and lightweight with great durability. A fine choice if you are a serious angler who demands high-performance and value.
SCⁱⁱ/FRS	FRS version of our popular SC ⁱⁱ graphite fiber. This mid-modulus graphite fiber combined with our fortified super resin creates rod blanks with unbeatable strength and durability.	This material is a perfect choice when extreme durability and high-performance are equally important.
SCⁱⁱ	Premium, mid-modulus graphite fiber with a higher strain rate than fibers commonly used by others.	This is our most popular material that produces rods that are highly sensitive, lightweight and durable. It's an outstanding choice for anglers who appreciate high-performance without high cost.
SCⁱ	Super premium 100% linear S-glass that is stronger, lighter, higher in modulus and more expensive than E-glass.	This high-performance, specialty material creates lightweight rods that are softer in action compared to graphite. Ideal for saltwater boat and surf, freshwater trolling and crankbait rods. This fine fiberglass is perfect for discriminating anglers.
ART[™]	ART [™] is an exotic carbon fiber material that adds a magnitude (10X) of strength with virtually no increase in blank diameter or weight.	Refer to page 6 for details. Seek rods with ART if you're an angler who pushes the boundaries of performance.



Service and warranty policies:

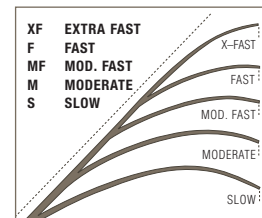
If there is any one thing that we're most proud of here at St. Croix, it's our service. Nowhere else will you find such dedication to fishermen. Because when you invest in a St. Croix rod, we believe you also invest in a relationship with us. And we'll do everything possible to ensure your complete satisfaction. We stand by our craftsmanship with some of the finest warranties in the business.

The "Power" of a rod refers to how much pressure it takes to flex the rod. Different rod powers are engineered to efficiently handle a certain range of lure weights and line sizes.

UL	Ultra Light
L	Light
ML	Medium Light
M	Medium
MH	Medium Heavy
H	Heavy
XH	Extra Heavy

To select a rod power that will perform best for you, simply narrow your choices to rods designed to cast the weight of lures – and sizes of lines – you'll fish with most often.

The "Action" of a rod is determined by where a rod flexes along the blank. Faster action rods flex mostly near the tip.



Moderate action rods flex more near the middle of the blank. Slower action rods flex down into the butt section.



SCV GRAPHITE SPINNING BLANKS (GLOSS FOREST GREEN PEARL FINISH)



MODEL	TYPE	EQUIVALENT ST. CROIX ROD MODEL	LENGTH	POWER	ACTION	PCS.	LINE WT. RATING	LURE WT. (OZ.)	BUTT DIAMETER (INCH)	TIP SIZE	BLANK WT. (OZ.)	SUG. HANDLE KIT
5S60ULF2-G	Trout/Panfish	LES60ULF2	6'	UL	FAST	2	2-6	1/32-3/16	0.300	3.5	0.9	HKS-2
5S70ULM2-G	Trout/Panfish	LES70ULM2	7'	UL	MOD.	2	2-6	1/32-3/16	0.320	4.0	1.0	HKS-2
5S66LF-G	Trout/Panfish/Walleye	LES66LF	6'6"	L	FAST	1	4-8	1/16-1/4	0.390	4.0	1.1	HKS-2
5S66LF2-G	Trout/Panfish/Walleye	LES66LF2	6'6"	L	FAST	2	4-8	1/16-1/4	0.345	4.0	1.3	HKS-2
5S70LF-G	Trout/Panfish/Walleye	LES70LF	7'	L	FAST	1	4-8	1/16-1/4	0.395	4.0	1.3	HKS-2
5S70LF2-G	Trout/Panfish/Walleye	LES70LF2	7'	L	FAST	2	4-8	1/16-1/4	0.365	4.0	1.4	HKS-2
5S60MLF-G	Bass/Walleye	LES60MLF	6'	ML	FAST	1	4-10	1/8-3/8	0.425	4.0	1.1	HKS-3
5S66MLF-G	Bass/Walleye	LES66MLF	6'6"	ML	FAST	1	4-10	1/8-3/8	0.450	3.5	1.3	HKS-4
5S66MLF2-G	Bass/Walleye	LES66MLF2	6'6"	ML	FAST	2	4-10	1/8-3/8	0.450	4.0	1.4	HKS-4
5S70MLF-G	Bass/Walleye	LES70MLF	7'	ML	FAST	1	4-10	1/8-3/8	0.465	4.0	1.5	HKS-5
5S70MLF2-G	Bass/Walleye	LES70MLF2	7'	ML	FAST	2	4-10	1/8-3/8	0.455	4.0	1.6	HKS-5
5S76MLXF-G	Bass/Walleye	LES76MLXF	7'6"	ML	X-FAST	1	4-10	1/8-3/8	0.480	3.5	1.6	HKS-5
5S76MLXF2-G	Walleye	LES76MLXF2	7'6"	ML	X-FAST	2	4-10	1/8-3/8	0.485	4.0	1.6	HKS-5
5S60MF-G	Bass/Walleye	LES60MF	6'	M	FAST	1	6-12	3/16-5/8	0.425	4.5	1.2	HKS-3
5S63MXF-G	Bass/Walleye	LES63MXF	6'3"	M	X-FAST	1	6-10	1/8-1/2	0.450	4.0	1.4	HKS-3
5S66MF-G	Bass/Walleye	LES66MF	6'6"	M	FAST	1	6-12	3/16-5/8	0.445	4.5	1.4	HKS-4
5S66MF2-G	Bass/Walleye	LES66MF2	6'6"	M	FAST	2	6-12	3/16-5/8	0.450	4.5	1.5	HKS-4
5S68MXF-G	Bass/Walleye	LES/LEC68MXF	6'8"	M	X-FAST	1	6-12	3/16-5/8	0.460	4.5	1.6	HKS-4 / HKC-3
5S70MF-G	Bass/Walleye	LES70MF	7'	M	FAST	1	6-12	3/16-5/8	0.465	4.5	1.6	HKS-5
5S70MF2-G	Bass/Walleye	LES70MF2	7'	M	FAST	2	6-12	3/16-5/8	0.465	4.5	1.7	HKS-5
5S76MF-G	Bass/Walleye	LES76MF	7'6"	M	FAST	1	6-12	3/16-5/8	0.480	4.5	1.8	HKS-5
5S76MF2-G	Bass/Walleye	LES76MF2	7'6"	M	FAST	2	6-12	3/16-5/8	0.470	4	1.8	HKS-5
5S66MHF-G	Bass/Pike	LES66MHF	6'6"	MH	FAST	1	8-14	3/8-3/4	0.500	5.0	1.8	HKS-5
5S70MHF-G	Bass/Pike	LES70MHF	7'	MH	FAST	1	8-14	3/8-3/4	0.510	5.5	2.1	HKS-5
5S70MHF2-G	Bass/Pike	LES70MHF2	7'	MH	FAST	2	8-14	3/8-3/4	0.470	5	1.9	HKS-5

SCV GRAPHITE SPINNING BLANKS (GLOSS BLUE/GREEN FLIP FINISH)



MODEL	TYPE	EQUIVALENT ST. CROIX ROD MODEL	LENGTH	POWER	ACTION	PCS.	LINE WT. RATING	LURE WT. (OZ.)	BUTT DIAMETER (INCH)	TIP SIZE	BLANK WT. (OZ.)	SUG. HANDLE KIT
5S70LF-B	Trout/Panfish/Walleye	LXS70LF	7'	L	FAST	1	4-8	1/16-1/4	0.380	4	1.25	HKS-2
5S70LF2-B	Trout/Panfish/Walleye	LXS70LF2	7'	L	FAST	2	4-8	1/16-1/4	0.360	4	1.3	HKS-2
5S610MLXF-B	Bass/Walleye	LXS610MLXF	6'10"	ML	X-FAST	1	6-10	1/8-1/2	0.420	4	1.7	HKS-4
5S70MLF-B	Bass/Walleye	LXS70MLF	7'	ML	FAST	1	4-10	1/8-3/8	0.450	4.0	1.4	HKS-5
5S70MLF2-B	Bass/Walleye	LXS70MLF2	7'	ML	FAST	2	4-10	1/8-3/8	0.445	4	1.55	HKS-5
5S76MLXF-B	Bass/Walleye	LXS76MLXF	7'6"	ML	X-FAST	1	4-10	1/8-3/8	0.465	3.5	1.6	HKS-5
5S76MLXF2-B	Bass/Walleye	LXS76MLXF2	7'6"	ML	X-FAST	2	4-10	1/8-3/8	0.450	4	1.7	HKS-5
5S59MXF-B	Bass/Walleye	LXS59MXF	5'9"	M	X-FAST	1	6-10	1/8-1/2	0.400	4.0	1.1	HKS-3
5S63MXF-B	Bass/Walleye	LXS63MXF	6'3"	M	X-FAST	1	6-10	1/8-1/2	0.420	4	1.2	HKS-3
5S68MXF-B	Bass/Walleye	LXS68MXF	6'8"	M	X-FAST	1	6-12	3/16-5/8	0.435	4.5	1.4	HKS-4
5S610MXF-B	Shaky Head Bass	LXS610MXF	6'10"	M	X-FAST	1	6-12	1/8-5/16	0.455	4.5	1.9	HKS-4
5S70MF-B	Bass/Walleye	LXS70MF	7'	M	FAST	1	6-12	3/16-5/8	0.445	4.5	1.5	HKS-5
5S70MF2-B	Bass/Walleye	LXS70MF2	7'	M	FAST	2	6-12	3/16-5/8	0.450	5	1.6	HKS-5
5S76MF-B	Bass/Walleye	LXS76MF	7'6"	M	FAST	1	6-12	3/16-5/8	0.465	4.5	1.8	HKS-5
5S76MF2-B	Bass/Walleye	LXS76MF2	7'6"	M	FAST	2	6-12	3/16-5/8	0.465	4.0	1.8	HKS-5
5S70MHF-B	Bass/Pike	LXS70MHF	7'	MH	FAST	1	8-14	3/8-3/4	0.500	5.5	2.0	HKS-5
5S70MHF2-B	Bass/Pike	LXS70MHF2	7'	MH	FAST	2	8-14	3/8-3/4	0.465	5	1.9	HKS-5

SCV GRAPHITE CASTING BLANKS (GLOSS FOREST GREEN PEARL FINISH)



MODEL	TYPE	EQUIVALENT ST. CROIX ROD MODEL	LENGTH	POWER	ACTION	PCS.	LINE WT. RATING	LURE WT. (OZ.)	BUTT DIAMETER (INCH)	TIP SIZE	BLANK WT. (OZ.)	SUG. HANDLE KIT
5C60MF-G	Bass/Walleye	LEC60MF	6'	M	FAST	1	10-17	1/4-5/8	0.425	4.5	1.4	HKC-2
5C66MF-G	Bass/Walleye	LEC66MF	6'6"	M	FAST	1	10-17	1/4-5/8	0.460	4.5	1.8	HKC-3
5C70MF-G	Bass/Walleye	LEC70MF	7'	M	FAST	1	10-17	1/4-5/8	0.465	5.0	2.0	HKC-3
5C66MHF-G	Bass/Pike	LEC66MHF	6'6"	MH	FAST	1	12-20	3/8-1	0.520	5.0	2.2	HKC-3
5C70MHF-G	Bass/Pike	LEC70MHF	7'	MH	FAST	1	12-20	3/8-1	0.530	5.5	2.4	HKC-3
5C70HF-G	Bass/Pike	LEC70HF	7'	H	FAST	1	14-25	3/8-1 1/2	0.555	6.0	2.5	HKC-3 / HKC-4



SC^V GRAPHITE CASTING BLANKS (GLOSS BLUE/GREEN FLIP FINISH)

MODEL	TYPE	EQUIVALENT ST. CROIX ROD MODEL	LENGTH	POWER	ACTION	PCS.	LINE WT. RATING	LURE WT. (OZ.)	BUTT DIAMETER (INCH)	TIP SIZE	BLANK WT. (OZ.)	SUG. HANDLE KIT
5C68MF-B	Bass/Walleye	LXC68MF	6'8"	M	FAST	1	10-17	1/4-5/8	0.435	5.0	1.4	HKC-3
5C68MXF-B	Bass/Walleye	LXC68MXF	6'8"	M	X-FAST	1	8-14	1/4-5/8	0.430	4.5	1.4	HKC-3
5C610MXF-B	Shaky Head Bass	LXC610MXF	6'10"	M	X-FAST	1	10-14	1/8-5/16	0.475	4.5	2.3	HKC-3
5C70MF-B	Bass/Walleye	LXC70MF	7'	M	FAST	1	10-17	1/4-5/8	0.445	4.5	1.5	HKC-3
5C72MM-B	Bass/Walleye	LXC72MM	7'2"	M	MODERATE	1	8-14	1/4-5/8	0.420	4.5	1.5	HKC-3
5C68MHF-B	Bass/Walleye	LXC68MHF	6'8"	MH	FAST	1	12-20	3/8-1	0.490	5.5	1.9	HKC-3
5C70MHF-B	Bass/Pike	LXC70MHF	7'	MH	FAST	1	12-20	3/8-1	0.500	5.5	2.0	HKC-3
5C71MHXF-B	Bass	LXC71MHXF	7'1"	MH	X-FAST	1	12-20	1/4-3/4	0.500	5.5	2.0	HKC-3
5C76MHMF-B	Bass	LXC76MHMF	7'6"	MH	MOD. FAST	1	12-25	3/8-1 1/4	0.525	6.5	2.8	HKC-4 / HKC-5
5C78MHM-B	Bass	LXC78MHM	7'8"	MH	MODERATE	1	10-20	3/8-1	0.470	5	2.3	HKC-4 / HKC-5
5C74HF-B	Bass/Pike	LXC74HF	7'4"	H	FAST	1	14-25	3/8-1 1/2	0.555	6.0	2.6	HKC-4 / HKC-5
5C711HMF-B	Bass	LXC711HMF	7'11"	H	MOD. FAST	1	14-30	1/2-2	0.600	6.5	3.4	HKC-4 / HKC-5

SC^V GRAPHITE SALMON/STEELHEAD BLANKS (GLOSS FOREST GREEN PEARL FINISH)



MODEL	TYPE	EQUIVALENT ST. CROIX ROD MODEL	LENGTH	POWER	ACTION	PCS.	LINE WT. RATING	LURE WT. (OZ.)	BUTT DIAMETER (INCH)	TIP SIZE	BLANK WT. (OZ.)	SUG. HANDLE KIT
5S90LM2-G	Spinning- Drift	LES90LM2	9'	L	MODERATE	2	4-8	1/16-3/8	0.425	4.0	2.2	HKS-6 / HKS-7
5S96LM2-G	Spinning- Drift	LES96LM2	9'6"	L	MODERATE	2	4-8	1/16-3/8	0.430	4.0	2.5	HKS-6 / HKS-7
5SC90MLF2-G	Spinning/Casting	LES/LEC90MLF2	9'	ML	FAST	2	6-10	1/8-5/8	0.445	4.0	2.4	HKS-6 / HKC-6
5SC96MLF2-G	Spinning/Casting	LES/LEC96MLF2	9'6"	ML	FAST	2	6-10	1/8-5/8	0.460	4.0	2.8	HKS-6 / HKC-6
5SC86MF2-G	Spinning/Casting	LES86MF2	8'6"	M	FAST	2	8-12	1/4-3/4	0.470	4.0	2.4	HKS-6 / HKC-6
5SC90MF2-G	Spinning/Casting	LES/LEC90MF2	9'	M	FAST	2	8-12	1/4-3/4	0.475	4.0	2.7	HKS-6 / HKC-6
5SC96MF2-G	Spinning/Casting	LES/LEC96MF2	9'6"	M	FAST	2	8-12	1/4-3/4	0.480	4.0	3.0	HKS-6 / HKC-6
5SC86MHF2-G	Spinning/Casting	LES/LEC86MHF2	8'6"	MH	FAST	2	8-17	3/8-1	0.500	4.5	2.6	HKS-6 / HKC-6
5SC90MHF2-G	Spinning/Casting	LES/LEC90MHF2	9'	MH	FAST	2	8-17	3/8-1	0.515	4.5	3.0	HKS-6 / HKC-6
5SC96MHF2-G	Spinning/Casting	LES/LEC96MHF2	9'6"	MH	FAST	2	8-17	3/8-1	0.520	4.5	3.5	HKS-6 / HKC-6
5SC86HF2-G	Spinning/Casting	LES/LEC86HF2	8'6"	H	FAST	2	12-25	1/2-2	0.545	4.5	2.9	HKS-6 / HKC-6
5SC90HF2-G	Spinning/Casting	LES/LEC90HF2	9'	H	FAST	2	12-25	1/2-2	0.545	4.5	3.1	HKS-6 / HKC-6
5SC96HF2-G	Spinning/Casting	LES/LEC96HF2	9'6"	H	FAST	2	12-25	1/2-2	0.555	5.0	3.6	HKS-6 / HKC-6

SC^V GRAPHITE CASTING BLANKS (GLOSS COBALT BLUE PEARL FINISH)



MODEL	TYPE	EQUIVALENT ST. CROIX ROD MODEL	LENGTH	POWER	ACTION	PCS.	LINE WT. RATING	LURE WT. (OZ.)	BUTT DIAMETER (INCH)	TIP SIZE	BLANK WT. (OZ.)	SUG. HANDLE KIT
4C610MLXF	Drop Shot/Finesse	TBC/TBS610MLXF	6'10"	ML	X-FAST	1	6-10	1/8-1/2	0.435	4.0	2.1	HKC-3 / HKS-4
4C68MF	Jerkbait	TBC68MF	6'8"	M	FAST	1	10-17	1/4-5/8	0.445	5.5	1.9	HKC-3
4C68MXF	Topwater/Shake-Flick/River Jig	TBC/TBS/LTWS68MXF	6'8"	M	X-FAST	1	8-14	1/4-5/8	0.455	4.0	1.9	HKC-3
4C610MXF	Shaky Head	TBC610MXF	6'10"	M	X-FAST	1	10-17	1/4-5/16	0.485	5.0	2.6	HKC-3
4C71MF	Plastics	TBC71MF	7'1"	M	FAST	1	10-17	1/4-5/8	0.455	5.0	2.2	HKC-3
4C72MM	Small Cranker	TBC72MM	7'2"	M	MODERATE	1	8-14	1/4-5/8	0.420	4.5	1.6	HKC-3
4C68MHF	Jig-N-Worm	TBC68MHF	6'8"	MH	FAST	1	12-20	3/8-1	0.505	5.5	2.4	HKC-3
4C70MHM	Bounce-N-Troll	LTWC70MHM	7'	MH	MODERATE	1	6-12	1/2-3	0.440	5.0	2.0	HKC-4
4C71MHF	Spinner Bait/Jig-N-Worm	TBC71MHF	7'1"	MH	FAST	1	12-20	3/8-1	0.515	5.5	2.7	HKC-3
4C71MHXF	Swim Jig Finesse	TBC71MHXF	7'1"	MH	X-FAST	1	12-20	1/4-3/4	0.515	5.0	2.6	HKC-3
4C73MHF	Carolina Rig	TBC73MHF	7'3"	MH	FAST	1	12-25	3/8-1 1/4	0.525	5.5	3.0	HKC-4
4C76MHMF	Pitchin'/Lite Flippin'	TBC76MHMF	7'6"	MH	MOD. FAST	1	12-25	3/8-11/4	0.555	5.0	3	HKC-5
4C78MHM	Big Cranker	TBC78MHM	7'8"	MH	MODERATE	1	10-20	3/8-1	0.455	5.0	2.4	HKC-5
4C74HF	Slop-N-Frog/Swim Jig	TBC74HF	7'4"	H	FAST	1	14-25	3/8-11/2	0.560	6.0	3.0	HKC-4 / HKC-5
4C79HMF	Punchin'	TBC79HMF	7'9"	H	MOD. FAST	1	14-30	1/2-2	0.600	5.5	3.0	HKC-4 / HKC-5
4C710HF	Swim Bait	TBC710HF	7'10"	H	FAST	1	14-30	1-4	0.615	6.0	3.6	HKC-4 / HKC-5
4C710HM	Magnum Cranker	TBC710HM	7'10"	H	MODERATE	1	12-25	1/2-1 3/8	0.520	5.5	2.5	HKC-4 / HKC-5
4C711HMF	Flippin'	TBC711HMF	7'11"	H	MOD. FAST	1	14-30	1/2-2	0.585	6.0	3.3	HKC-4 / HKC-5
4C73XHF	Big Jig	TBC73XHF	7'3"	XH	FAST	1	17-30	1-21/2	0.600	6.0	3.0	HKC-4 / HKC-5



SC^{IV} GRAPHITE SPINNING BLANKS (GLOSS COBALT BLUE PEARL FINISH)

MODEL	TYPE	EQUIVALENT ST. CROIX ROD MODEL	LENGTH	POWER	ACTION	PCS.	LINE WT. RATING	LURE WT. (OZ.)	BUTT DIAMETER (INCH)	TIP SIZE	BLANK WT. (OZ.)	SUG. HANDLE KIT
4S70LF	Finesse	LWTS70LF	7'	L	FAST	1	4-8	1/16-1/4	0.395	4.0	1.5	HKS-4
4S63MLXF	Vertical Jig	LWTS63MLXF	6'3"	ML	X-FAST	1	4-8	1/16-3/8	0.405	4.0	1.6	HKS-4
4S66MLF	Jig-N-Rig	LWTS66MLF	6'6"	ML	FAST	1	4-10	1/8-3/8	0.440	4.0	1.4	HKS-4
4S66MLF2	Jig-N-Rig	LWTS66MLF2	6'6"	ML	FAST	2	4-10	1/8-3/8	0.450	4.0	1.5	HKS-4
4S68MLF	Split Shot	TBS68MLF	6'8"	ML	FAST	1	4-10	1/8-3/8	0.445	4.0	1.5	HKS-5
4S70MLF	Riggin'	LWTS70MLF	7'	ML	FAST	1	4-10	1/8-3/8	0.465	4.0	1.5	HKS-5
4S70MLF2	Riggin'	LWTS70MLF2	7'	ML	FAST	2	4-10	1/8-3/8	0.455	4.0	1.7	HKS-5
4S76MLXF	Slip-N-Rig	LWTS76MLXF	7'6"	ML	X-FAST	1	4-10	1/8-3/8	0.485	4.0	1.9	HKS-5
4S76MLXF2	Slip-N-Rig	LWTS76MLXF2	7'6"	ML	X-FAST	2	4-10	1/8-3/8	0.455	4.0	2.0	HKS-5
4S80MLF2	Drift-N-Float	LWTS80MLF2	8'	ML	FAST	2	4-10	1/8-3/8	0.420	4.5	1.8	HKS-5
4S59MXF	Classic Jig	LWTS59MXF	5'9"	M	X-FAST	1	6-10	1/8-1/2	0.415	4.0	1.2	HKS-4
4S510MXF	Skippin'	TBS510MXF	5'10"	M	X-FAST	1	8-12	3/16-5/8	0.420	4.0	1.4	HKS-4
4S63MXF	Vertical Jig	LWTS63MXF	6'3"	M	X-FAST	1	6-10	1/8-1/2	0.435	4.5	1.4	HKS-4
4S610MXF	Shaky Head	TBS610MXF	6'10"	M	X-FAST	1	6-12	1/8-5/16	0.475	4.5	2.3	HKS-5
4S71MF	Plastics	TBS71MF	7'1"	M	FAST	1	6-12	3/16-5/8	0.455	5.5	2.1	HKS-5
4S71MHF	Power Spin	TBS71MHF	7'1"	MH	FAST	1	8-14	3/8-3/4	0.515	5.5	2.6	HKS-6

SC^{IV} GRAPHITE MUSKY BLANKS (GLOSS COBALT BLUE PEARL FINISH)



MODEL	TYPE	EQUIVALENT ST. CROIX ROD MODEL	LENGTH	POWER	ACTION	PCS.	LINE WT. RATING	LURE WT. (OZ.)	BUTT DIAMETER (INCH)	TIP SIZE	BLANK WT. (OZ.)	SUG. HANDLE KIT
4M73MHF	Downsizer- Small Baits	LTMU/TMU73MHF	7'3"	MH	FAST	1	30-50	3/4-2 1/2	0.595	6.5	3.5	HKC-7
4M80MHF	Top-N-Tail- Topwater & Bucktails	LTMU/TMU80MHF	8'	MH	FAST	1	30-50	3/4-3	0.595	7.5	3.9	HKC-8
4M86MHF	Long Ranger- Topwater & Bucktails	LTMU/TMU86MHF	8'6"	MH	FAST	1	30-50	3/4-3	0.600	7.5	4.2	HKC-8
4M79MHF	Lip Stick- Large Crankbaits	LTMU/TMU79MHF	7'9"	H	MOD. FAST	1	30-65	2-6	0.590	7.5	3.9	HKC-8
4M86HF	Sling Blade- Large Bucktails	LTMU/TMU86HF	8'6"	H	FAST	1	40-65	2-6	0.645	7.0	5.7	HKC-8
4M90HF	Big Nasty- Large Bucktails & Rubber	LTMU/TMU90HF	9'	H	FAST	1	50-80	3-8	0.655	7.5	6.9	HKC-8
4M69XHF	Classic Jerk- Jerkbait	LTMU/TMU69XHF	6'9"	XH	FAST	1	50-80	3-8	0.645	9.0	3.5	HKC-7
4M76XHF	The Jerk- Jerkbait	LTMU/TMU76XHF	7'6"	XH	FAST	1	50-80	3-8	0.655	9.0	4.8	HKC-8
4M86XHF	Big Dawg- Large Wood & Plastic	LTMU/TMU86XHF	8'6"	XH	FAST	1	50-80	4-12	0.670	9.0	5.8	HKC-8

SC^{III} GRAPHITE SPINNING BLANKS (CARBON PEARL FINISH)



MODEL	TYPE	EQUIVALENT ST. CROIX ROD MODEL	LENGTH	POWER	ACTION	PCS.	LINE WT. RATING	LURE WT. (OZ.)	BUTT DIAMETER (INCH)	TIP SIZE	BLANK WT. (OZ.)	SUG. HANDLE KIT
3S46ULF	Trout/Panfish	AVS46ULF	4'6"	UL	FAST	1	2-6	1/32-3/16	0.275	3.5	0.4	HKS-1
3S50ULF	Trout/Panfish	AVS50ULF	5'	UL	FAST	1	2-6	1/32-3/16	0.305	4.0	0.6	HKS-1
3S56ULF2	Trout/Panfish	AVS56ULF2	5'6"	UL	FAST	2	2-6	1/32-3/16	0.275	4.0	0.7	HKS-1
3S60ULF	Trout/Panfish	AVS60ULF	6'	UL	FAST	1	2-6	1/32-3/16	0.325	3.5	0.8	HKS-2
3S60ULF2	Trout/Panfish	AVS60ULF2	6'	UL	FAST	2	2-6	1/32-3/16	0.285	4.0	0.8	HKS-2
3S66ULF	Trout/Panfish	AVS66ULF	6'6"	UL	FAST	1	2-6	1/32-3/16	0.330	3.5	0.9	HKS-2
3S66ULF2	Trout/Panfish	AVS66ULF2	6'6"	UL	FAST	2	2-6	1/32-3/16	0.320	4.0	1.0	HKS-2
3S70ULF	Trout/Panfish	AVS70ULF	7'	UL	FAST	1	2-6	1/32-3/16	0.350	4.0	1.6	HKS-2
3S70ULM2	Trout/Panfish	AVS70ULM2	7'	UL	MODERATE	2	2-6	1/32-3/16	0.310	4.0	1.5	HKS-2
3S60LF	Trout/Panfish/Walleye	AVS60LF	6'	L	FAST	1	4-8	1/16-1/4	0.330	4.0	1.0	HKS-2
3S66LF	Trout/Panfish/Walleye	AVS66LF	6'6"	L	FAST	1	4-8	1/16-1/4	0.350	3.5	1.2	HKS-2
3S66LF2	Trout/Panfish/Walleye	AVS66LF2	6'6"	L	FAST	2	4-8	1/16-1/4	0.335	4.0	1.1	HKS-2
3S60MLF	Bass/Walleye	AVS60MLF	6'	ML	FAST	1	4-10	1/8-3/8	0.385	4.5	1.3	HKS-3
3S63MLXF	Bass/Walleye	AVS63MLXF	6'3"	ML	X-FAST	1	4-8	1/16-3/8	0.405	4.0	1.6	HKS-3
3S66MLF	Bass/Walleye	AVS66MLF	6'6"	ML	FAST	1	4-10	1/8-3/8	0.400	4.5	1.5	HKS-4
3S66MLF2	Bass/Walleye	AVS66MLF2	6'6"	ML	FAST	2	4-10	1/8-3/8	0.415	4.5	1.6	HKS-4
3S69MLXF	Drop Shot Bass	AVS69MLXF	6'9"	ML	X-FAST	1	6-10	1/8-3/8	0.400	4.0	1.7	HKS-4
3S70MLF	Bass/Walleye	AVS70MLF	7'	ML	FAST	1	4-10	1/8-3/8	0.410	4.5	1.8	HKS-4 / HKS-5
3S70MLF2	Bass/Walleye	AVS70MLF2	7'	ML	FAST	2	4-10	1/8-3/8	0.420	4.0	1.8	HKS-4 / HKS-5
3S76MLXF	Walleye	AVS76MLXF	7'6"	ML	X-FAST	1	4-10	1/8-3/8	0.420	4.0	2.0	HKS-5
3S76MLXF2	Walleye	AVS76MLXF2	7'6"	ML	X-FAST	2	4-10	1/8-3/8	0.430	4.0	2.0	HKS-5
3S80MLM2	Float-N-Fly Bass	AVS80MLM2	8'	ML	MODERATE	2	4-8	1/16-5/16	0.400	4.5	1.7	HKS-5 / HKS-9
3S59MXF	Bass/Walleye	AVS59MXF	5'9"	M	X-FAST	1	6-10	1/8-1/2	0.485	4.5	1.4	HKS-3
3S60MF	Bass/Walleye	AVS60MF	6'	M	FAST	1	6-12	3/16-5/8	0.465	5.0	1.4	HKS-3
3S63MXF	Bass/Walleye	AVS63MXF	6'3"	M	X-FAST	1	6-10	1/8-1/2	0.505	4.5	1.7	HKS-3
3S66MF	Bass/Walleye	AVS66MF	6'6"	M	FAST	1	6-12	3/16-5/8	0.500	5.0	1.6	HKS-4
3S66MF2	Bass/Walleye	AVS66MF2	6'6"	M	FAST	2	6-12	3/16-5/8	0.515	4.0	1.8	HKS-4
3S68MXF	Bass/Walleye	AVS68MXF	6'8"	M	X-FAST	1	6-12	3/16-5/8	0.515	4.5	1.9	HKS-4
3S70MF	Bass/Walleye	AVS70MF	7'	M	FAST	1	6-12	3/16-5/8	0.510	4.5	1.9	HKS-5
3S70MF2	Bass/Walleye	AVS70MF2	7'	M	FAST	2	6-12	3/16-5/8	0.530	4.0	1.9	HKS-5
3S66MHF	Bass/Pike	AVS66MHF	6'6"	MH	FAST	1	8-14	3/8-3/4	0.510	5.5	1.9	HKS-4 / HKS-5
3S66MHF2	Bass/Pike	AVS66MHF2	6'6"	MH	FAST	2	8-14	3/8-3/4	0.525	4.5	2.0	HKS-4 / HKS-5
3S70MHF	Bass/Pike	AVS70MHF	7'	MH	FAST	1	8-14	3/8-3/4	0.530	6.0	2.3	HKS-5



SC^{III} GRAPHITE SPINNING BLANKS (FUCHSIA METALLIC FINISH)



MODEL	TYPE	EQUIVALENT ST. CROIX ROD MODEL	LENGTH	POWER	ACTION	PCS.	LINE WT. RATING	LURE WT. (OZ.)	BUTT DIAMETER (INCH)	TIP SIZE	BLANK WT. (OZ.)	SUG. HANDLE KIT
3S60LF-F	Trout/Panfish/Walleye	APS60LF	6'	L	FAST	1	4-8	1/16-1/4	0.330	4.0	1.0	HKS-2
3S63MLXF-F	Bass/Walleye	APS63MLXF	6'3"	ML	X-FAST	1	4-8	1/16-3/8	0.405	4.0	1.6	HKS-3
3S66MLF-F	Bass/Walleye	APS66MLF	6'6"	ML	FAST	1	4-10	1/8-3/8	0.400	4.5	1.5	HKS-4
3S66MLF2-F	Bass/Walleye	APS66MLF2	6'6"	ML	FAST	2	4-10	1/8-3/8	0.415	4.5	1.6	HKS-4
3S68MXF-F	Bass/Walleye	APS68MXF	6'8"	M	X-FAST	1	6-12	3/16-5/8	0.515	4.5	1.9	HKS-4
3S70MF-F	Bass/Walleye	APS70MF	7'	M	FAST	1	6-12	3/16-5/8	0.510	4.5	1.9	HKS-5

SC^{III} GRAPHITE CASTING BLANKS (CARBON PEARL FINISH)



MODEL	TYPE	EQUIVALENT ST. CROIX ROD MODEL	LENGTH	POWER	ACTION	PCS.	LINE WT. RATING	LURE WT. (OZ.)	BUTT DIAMETER (INCH)	TIP SIZE	BLANK WT. (OZ.)	SUG. HANDLE KIT
3C66MLF	Bass/Walleye	AVC66MLF	6'6"	ML	FAST	1	8-12	3/16-1/2	0.410	5.0	1.7	HKC-3
3C69MLXF	Drop Shot Bass	AVC69MLXF	6'9"	ML	X-FAST	1	6-10	1/8-1/2	0.410	4.0	1.8	HKC-3
3C60MF	Bass	AVC60MF	6'	M	FAST	1	10-17	1/4-5/8	0.475	5.5	1.6	HKC-2
3C62MXF	Bass/Walleye	AVC62MXF	6'2"	M	X-FAST	1	8-14	1/4-5/8	0.505	4.5	1.7	HKC-2
3C66MF	Bass	AVC66MF	6'6"	M	FAST	1	10-17	1/4-5/8	0.505	5.5	1.8	HKC-3
3C66MM	Crankbait Bass/Walleye	AVC66MM	6'6"	M	MODERATE	1	8-14	1/4-5/8	0.405	4.5	1.3	HKC-3
3C68MXF	Bass/Walleye	AVC68MXF	6'8"	M	X-FAST	1	8-14	1/4-5/8	0.520	4.5	2.0	HKC-3
3C70MF	Bass	AVC70MF	7'	M	FAST	1	10-17	1/4-5/8	0.515	5.5	2.0	HKC-3
3C70MM	Crankbait Bass/Walleye	AVC70MM	7'	M	MODERATE	1	8-14	1/4-5/8	0.420	4.5	1.4	HKC-3
3C60MHF	Bass/Pike/Saltwater	AVC60MHF	6'	MH	FAST	1	12-20	3/8-1	0.515	5.5	2.0	HKC-2
3C66MHF	Bass/Pike/Saltwater	AVC66MHF	6'6"	MH	FAST	1	12-20	3/8-1	0.525	6.5	2.3	HKC-3
3C66MHM	Crankbait Bass	AVC66MHM	6'6"	MH	MODERATE	1	10-20	3/8-1	0.430	5.0	1.7	HKC-3
3C70MHF	Bass/Pike/Saltwater	AVC70MHF	7'	MH	FAST	1	12-20	3/8-1	0.535	6.5	2.6	HKC-3
3C70MHM	Crankbait Bass	AVC70MHM	7'	MH	MODERATE	1	10-20	3/8-1	0.440	5.0	1.9	HKC-3
3C70MHXF	Bass	AVC70MHXF	7'	MH	X-FAST	1	12-17	5/16-3/4	0.535	5.0	2.6	HKC-3
3C76MHMF	Flippin'/Pitchin' Bass	AVC76MHMF	7'6"	MH	MOD. FAST	1	12-25	3/8-1 1/4	0.560	6.0	3.3	HKC-4
3C66HF	Bass/Pike/Saltwater	AVC66HF	6'6"	H	FAST	1	14-25	3/8-1 1/2	0.550	6.0	2.5	HKC-3
3C70HF	Bass/Pike/Saltwater	AVC70HF	7'	H	FAST	1	14-25	3/8-1 1/2	0.565	7.0	2.7	HKC-4
3C70HM	Crankbait Bass	AVC70HM	7'	H	MODERATE	1	12-25	1/2-1 3/8	0.465	6.5	2.5	HKC-3
3C710HMF	Flippin' Bass	AVC710HMF	7'10"	H	MOD. FAST	1-TEL.	14-30	1/2-2	0.645	7.5	4.1	HKC-4

SC^{III} GRAPHITE CASTING BLANKS (FUCHSIA METALLIC FINISH)



MODEL	TYPE	EQUIVALENT ST. CROIX ROD MODEL	LENGTH	POWER	ACTION	PCS.	LINE WT. RATING	LURE WT. (OZ.)	BUTT DIAMETER (INCH)	TIP SIZE	BLANK WT. (OZ.)	SUG. HANDLE KIT
3C66MF-F	Bass	APC66MF	6'6"	M	FAST	1	10-17	1/4-5/8	0.505	5.5	1.8	HKC-3
3C68MXF-F	Bass	APC68MXF	6'8"	M	X-FAST	1	8-14	1/4-5/8	0.520	4.5	2.0	HKC-3
3C70MF-F	Bass	APC70MF	7'	M	FAST	1	10-17	1/4-5/8	0.515	5.5	2.0	HKC-3
3C66MHF-F	Bass/Pike/Saltwater	APC66MHF	6'6"	MH	FAST	1	12-20	3/8-1	0.525	6.5	2.3	HKC-3

SC^{III} GRAPHITE SALMON/STEELHEAD BLANKS (CARBON PEARL FINISH)



MODEL	TYPE	EQUIVALENT ST. CROIX ROD MODEL	LENGTH	POWER	ACTION	PCS.	LINE WT. RATING	LURE WT. (OZ.)	BUTT DIAMETER (INCH)	TIP SIZE	BLANK WT. (OZ.)	SUG. HANDLE KIT
3S106ULS2	Spinning- Noodle	AVS106ULS2	10'6"	UL	SLOW	2	2-6	1/16-1/4	0.415	4.0	2.0	HKS-6 / HKS-7
3S90LM2	Spinning- Drift	AVS90LM2	9'	L	MODERATE	2	4-8	1/16-3/8	0.440	4.0	2.5	HKS-6 / HKS-7
3S96LM2	Spinning- Drift	AVS96LM2	9'6"	L	MODERATE	2	4-8	1/16-3/8	0.445	4.0	2.7	HKS-6 / HKS-7
3S110LM2	Spinning- Drift	AVS110LM2	11'	L	MODERATE	2	4-8	1/16-3/8	0.445	5.0	2.6	HKS-6 / HKS-9
3SC90MLF2	Spinning/Casting	AVS/AVC90MLF2	9'	ML	FAST	2	6-10	1/8-5/8	0.460	4.0	2.6	HKS-6 / HKC-6
3SC96MLF2	Spinning/Casting	AVS/AVC96MLF2	9'6"	ML	FAST	2	6-10	1/8-5/8	0.470	4.0	3.0	HKS-6 / HKC-6
3SC106MLF2	Spinning/Casting	AVS/AVC106MLF2	10'6"	ML	FAST	2	6-10	1/8-5/8	0.475	4.0	3.4	HKS-6 / HKC-6
3CP130MLM2	Center Pin	AVS130MLM2	13'	ML	MODERATE	2	6-10	1/4-5/8	0.500	4.0	3.5	HKS-9
3CP150MLM3	Center Pin	AVS150MLM3	15'	ML	MODERATE	3	6-10	1/4-5/8	0.580	4.0	4.3	HKS-9
3SC86MF2	Spinning/Casting	AVS/AVC86MF2	8'6"	M	FAST	2	8-12	1/4-3/4	0.480	4.5	2.6	HKS-6 / HKC-6
3SC90MF2	Spinning/Casting	AVS/AVC90MF2	9'	M	FAST	2	8-12	1/4-3/4	0.485	4.5	2.9	HKS-6 / HKC-6
3SC96MF2	Spinning/Casting	AVS/AVC96MF2	9'6"	M	FAST	2	8-12	1/4-3/4	0.495	4.5	3.2	HKS-6 / HKC-6
3SC106MF2	Spinning/Casting	AVS/AVC106MF2	10'6"	M	FAST	2	8-12	1/4-3/4	0.515	4.5	4.0	HKS-6 / HKC-6
3SC86MHF2	Spinning/Casting	AVS/AVC86MHF2	8'6"	MH	FAST	2	8-17	3/8-1	0.515	5.0	2.9	HKS-6 / HKC-6
3SC90MHF2	Spinning/Casting	AVS/AVC90MHF2	9'	MH	FAST	2	8-17	3/8-1	0.525	5.0	3.2	HKS-6 / HKC-6
3SC96MHF2	Spinning/Casting	AVS/AVC96MHF2	9'6"	MH	FAST	2	8-17	3/8-1	0.535	5.0	3.4	HKS-6 / HKC-6
3SC86HF2	Spinning/Casting	AVS/AVC86HF2	8'6"	H	FAST	2	12-25	1/2-2	0.600	5.5	3.2	HKS-6 / HKC-6
3SC90HF2	Spinning/Casting	AVS/AVC90HF2	9'	H	FAST	2	12-25	1/2-2	0.550	5.0	3.3	HKS-6 / HKC-6
3C90HM2	Casting	AVC90HM2	9'	H	MODERATE	2	12-25	1/2-2	0.555	5.0	3.5	HKC-6
3SC96HF2	Spinning/Casting	AVS/AVC96HF2	9'6"	H	FAST	2	12-25	1/2-2	0.570	5.0	3.6	HKS-6 / HKC-6
3C106HM2	Casting	AVC106HM2	10'6"	H	MODERATE	2	12-25	1/2-2	0.550	5.0	3.9	HKC-6



SC^{III} GRAPHITE CARP BLANKS (CARBON PEARL FINISH)

MODEL	TYPE	EQUIVALENT ST. CROIX ROD MODEL	LENGTH	POWER	ACTION	PCS.	LINE WT. RATING	LURE WT. (OZ.)	BUTT DIAMETER (INCH)	TIP SIZE	BLANK WT. (OZ.)	SUG. HANDLE KIT
3CS96MMF2	Spinning	ACS96MMF2	9'6"	M	MOD. FAST	2	8-25	1/2-3	0.570	5.5	3.9	HKS-9
3CS120MHMF2	Spinning	ACS120MHMF2	12'	MH	MOD. FAST	2	8-25	1/2-4	0.615	6.5	7.5	HKS-9

SC^{II} GRAPHITE SPINNING BLANKS (GLOSS BLACK PEARL FINISH)

MODEL	TYPE	EQUIVALENT ST. CROIX ROD MODEL	LENGTH	POWER	ACTION	PCS.	LINE WT. RATING	LURE WT. (OZ.)	BUTT DIAMETER (INCH)	TIP SIZE	BLANK WT. (OZ.)	SUG. HANDLE KIT
2S46ULM	Trout/Panfish	PS46ULM	4'6"	UL	MODERATE	1	2-6	1/16-1/4	0.265	4.0	0.5	HKS-1
2S50ULM	Trout/Panfish	PS50ULM	5'	UL	MODERATE	1	2-6	1/16-1/4	0.280	4.0	0.6	HKS-1
2S56ULF2	Trout/Panfish	PS56ULF2	5'6"	UL	FAST	2	2-6	1/32-3/16	0.280	4.0	0.7	HKS-1
2S60ULF	Trout/Panfish	PS60ULF	6'	UL	FAST	1	2-6	1/32-3/16	0.305	4.0	0.8	HKS-2
2S60ULF2	Trout/Panfish	PS60ULF2	6'	UL	FAST	2	2-6	1/32-3/16	0.285	4.5	0.9	HKS-2
2S66ULF	Trout/Panfish	PS66ULF	6'6"	UL	FAST	1	2-6	1/32-3/16	0.315	4.0	1.0	HKS-2
2S66ULF2	Trout/Panfish	PS66ULF2	6'6"	UL	FAST	2	2-6	1/32-3/16	0.310	4.5	1.1	HKS-2
2S70ULF2	Trout/Panfish	PS70ULF2	7'	UL	FAST	2	2-6	1/32-3/16	0.320	4.5	1.1	HKS-2
2S56LF	Trout/Walleye/Panfish	PS56LF	5'6"	L	FAST	1	4-8	1/16-5/16	0.315	4.5	0.8	HKS-1
2S60LF	Trout/Walleye/Panfish	PS60LF	6'	L	FAST	1	4-8	1/16-5/16	0.330	4.5	1.0	HKS-2
2S60LF4	Trout/Walleye/Panfish	PS60LF4	6'	L	FAST	4	4-8	1/16-5/16	0.310	4.0	1.1	HKS-2
2S66LF	Trout/Walleye/Panfish	PS66LF	6'6"	L	FAST	1	4-8	1/16-5/16	0.345	4.5	1.2	HKS-2
2S66LF2	Trout/Walleye/Panfish	PS66LF2	6'6"	L	FAST	2	4-8	1/16-5/16	0.335	4.5	1.3	HKS-2
2S86LM2	Float-N-Fly	PS86LM2	8'6"	L	MODERATE	2	4-8	1/16-5/16	0.385	4.5	1.7	HKS-6
2S60MLF	Bass/Walleye	PS60MLF	6'	ML	FAST	1	4-10	1/8-1/2	0.390	5.0	1.4	HKS-3
2S60MLF2	Bass/Walleye	PS60MLF2	6'	ML	FAST	2	4-10	1/8-1/2	0.445	4.5	1.7	HKS-3
2S66MLF	Bass/Walleye	PS66MLF	6'6"	ML	FAST	1	4-10	1/8-1/2	0.395	4.5	1.6	HKS-4
2S66MLF2	Bass/Walleye	PS66MLF2	6'6"	ML	FAST	2	4-10	1/8-1/2	0.410	4.5	1.5	HKS-4
2S66MLF3	Bass/Walleye	PS66MLF3	6'6"	ML	FAST	3	4-10	1/8-1/2	0.470	4.0	2.0	HKS-4
2S70MLF	Bass/Walleye	PS70MLF	7'	ML	FAST	1	4-10	1/8-1/2	0.435	5.0	1.8	HKS-4 / HKS-5
2S70MLF2	Bass/Walleye	PS70MLF2	7'	ML	FAST	2	4-10	1/8-1/2	0.485	4.5	1.9	HKS-4 / HKS-5
2S76MLF	Bass/Walleye	PS76MLF	7'6"	ML	FAST	1	4-10	1/8-1/2	0.450	4.5	2.1	HKS-5
2S56MF	Bass/Walleye	PS56MF	5'6"	M	FAST	1	6-12	1/4-5/8	0.440	5.5	1.1	HKS-1
2S60MF	Bass/Walleye	PS60MF	6'	M	FAST	1	6-12	1/4-5/8	0.465	5.0	1.4	HKS-3
2S60MF2	Bass/Walleye/Pike	PS60MF2	6'	M	FAST	2	6-12	1/4-5/8	0.475	4.5	1.5	HKS-3
2S66MF	Bass/Walleye/Pike	PS66MF	6'6"	M	FAST	1	6-12	1/4-5/8	0.495	5.0	1.6	HKS-4
2S66MF2	Bass/Walleye/Pike	PS66MF2	6'6"	M	FAST	2	6-12	1/4-5/8	0.530	4.5	1.8	HKS-4
2S70MF	Bass/Walleye/Pike	PS70MF	7'	M	FAST	1	6-12	1/4-5/8	0.505	5.0	1.8	HKS-5
2S70MF2	Bass/Walleye/Pike	PS70MF2	7'	M	FAST	2	6-12	1/4-5/8	0.555	4.5	2.0	HKS-5
2S70MF3	Bass/Walleye/Saltwater	PS70MF3	7'	M	FAST	3	6-12	1/4-5/8	0.535	4.5	2.3	HKS-5
2S60MHF	Bass/Pike/Saltwater	PS60MHF	6'	MH	FAST	1	8-14	3/8-3/4	0.475	6.0	1.7	HKS-4
2S66MHF	Bass/Pike/Saltwater	PS66MHF	6'6"	MH	FAST	1	8-14	3/8-3/4	0.510	6.0	1.9	HKS-5
2S66MHF2	Bass/Pike/Saltwater	PS66MHF2	6'6"	MH	FAST	2	8-17	1/2-1	0.540	5.0	2.1	HKS-5
2S70MHF	Bass/Pike/Saltwater	PS70MHF	7'	MH	FAST	1	8-14	3/8-3/4	0.520	6.0	2.2	HKS-5
2S70HF	Bass/Pike/Saltwater	PS70HF	7'	H	FAST	1	10-20	1/2-1-1/2	0.540	6.0	2.9	HKS-6
2S70HF2	Bass/Pike/Saltwater	PS70HF2	7'	H	FAST	2	10-20	1/2-1-1/2	0.570	5.0	3.1	HKS-6
2S70XHF	Musky/Pike/Saltwater	PS70XHF	7'	XH	FAST	1	12-25	3/4-2	0.580	7.0	3.3	HKS-6

CUSTOM ROD KITS

We can set you up with any type of kit complete with blank, guides, reel seat and accessories.



SC^{II} GRAPHITE CASTING BLANKS (GLOSS BLACK PEARL FINISH)

MODEL	TYPE	EQUIVALENT ST. CROIX ROD MODEL	LENGTH	POWER	ACTION	PCS.	LINE WT. RATING	LURE WT. (OZ.)	BUTT DIAMETER (INCH)	TIP SIZE	BLANK WT. (OZ.)	SUG. HANDLE KIT
2C60MLF2	Bass/Walleye	PC60MLF2	6'	ML	FAST	2	4-10	1/8-1/2	0.425	5.0	1.5	HKC-2
2C66MLF	Bass/Walleye	PC66MLF	6'6"	ML	FAST	1	8-14	3/16-5/8	0.415	5.5	2.0	HKC-3
2C70MLF	Bass/Walleye	PC70MLF	7'	ML	FAST	1	8-14	3/16-5/8	0.450	5.5	2.1	HKC-3
2C56MF	Bass	PC56MF	5'6"	M	FAST	1	8-14	1/4-5/8	0.450	5.5	1.3	HKC-1
2C60MF	Bass/Walleye/Pike	PC60MF	6'	M	FAST	1	10-17	1/4-3/4	0.480	5.5	1.6	HKC-2
2C66MF	Bass/Walleye/Pike	PC66MF	6'6"	M	FAST	1	10-17	1/4-3/4	0.510	6.0	2.0	HKC-3
2C66MF2	Bass/Walleye/Pike	PC66MF2	6'6"	M	FAST	2	10-17	1/4-3/4	0.535	4.5	1.9	HKC-3
2C66MM	Crankbait	PC66MM	6'6"	M	MODERATE	1	8-14	1/4-5/8	0.420	5.0	1.4	HKC-3
2C70MF	Bass/Walleye/Pike	PC70MF	7'	M	FAST	1	10-17	1/4-3/4	0.520	6.0	2.2	HKC-3
2C70MM	Crankbait	PC70MM	7'	M	MODERATE	1	8-14	1/4-5/8	0.430	5.0	1.5	HKC-3
2C60MHF	Bass/Pike/Saltwater	PC60MHF	6'	MH	FAST	1	10-20	3/8-1	0.485	6.0	1.8	HKC-2
2C66MHF	Bass/Pike/Saltwater	PC66MHF	6'6"	MH	FAST	1	10-20	3/8-1	0.540	6.5	2.2	HKC-3
2C66MHF2	Bass/Pike/Saltwater	PC66MHF2	6'6"	MH	FAST	2	10-20	3/8-1	0.565	5.5	2.4	HKC-3
2C70MHF	Bass/Pike/Saltwater	PC70MHF	7'	MH	FAST	1	10-20	3/8-1	0.555	6.5	2.7	HKC-3
2C70MHM	Crankbait	PC70MHM	7'	MH	MODERATE	1	10-20	3/8-1	0.460	5.5	2.3	HKC-3
2C66HF	Bass/Pike/Saltwater	PC66HF	6'6"	H	FAST	1	12-25	1/2-1 1/2	0.575	6.5	3.0	HKC-3
2C70HF	Bass/Pike/Saltwater	PC70HF	7'	H	FAST	1	12-25	1/2-1 1/2	0.585	6.5	3.3	HKC-4
2C70HF2	Bass/Pike/Saltwater	PC70HF2	7'	H	FAST	2	12-25	1/2-1 1/2	0.645	7.0	3.2	HKC-4
2C76HF	Bass Flippin' Stick	PC76HF	7'6"	H	FAST	1	12-25	1/2-1 1/2	0.585	6.5	3.5	HKC-4

SC^{II} GRAPHITE MUSKY/SALTWATER BLANKS (GLOSS BLACK PEARL FINISH)

MODEL	TYPE	EQUIVALENT ST. CROIX ROD MODEL	LENGTH	POWER	ACTION	PCS.	LINE WT. RATING	LURE WT. (OZ.)	BUTT DIAMETER (INCH)	TIP SIZE	BLANK WT. (OZ.)	SUG. HANDLE KIT
2M610MF	Musky-Small Bucktail/SW	PM610MF	6'10"	M	FAST	1	17-30	1/2-2	0.600	8.0	3.5	HKC-5
2M66MHF	Musky-All Purpose/SW	PM66MHF	6'6"	MH	FAST	1	20-50	3/4-3	0.655	8.5	3.4	HKC-7
2M70MHF	Musky-All Purpose/SW	PM70MHF	7'	MH	FAST	1	20-50	3/4-3	0.670	8.5	3.8	HKC-7
2M70MHF2	Musky-All Purpose/SW	PM70MHF2	7'	MH	FAST	2	20-50	3/4-3	0.600	8.0	3.7	HKC-7
2M76MHF	Musky-All Purpose/SW	PM76MHF	7'6"	MH	FAST	1	20-50	3/4-3	0.715	7.0	5.4	HKC-7 / HKC-8
2M80MHF	Musky-All Purpose/SW	PM80MHF	8'	MH	FAST	1	20-50	3/4-3	0.735	7.5	5.8	HKC-8
2M70HF2	Musky-Jerkbait/SW	PM70HF2	7'	H	FAST	2	30-65	2-6	0.655	11.0	4.3	HKC-7
2M76HF	Musky-Jerkbait/SW	PM76HF	7'6"	H	FAST	1	30-65	2-6	0.695	9.0	5.6	HKC-7 / HKC-8
2M80HF	Musky- Large bucktail/SW	PM80HF	8'	H	FAST	1	30-65	2-6	0.705	9.0	6.2	HKC-8
2M86HF	Musky- Large bucktail/SW	PM86HF	8'6"	H	FAST	1	30-65	2-6	0.720	9.0	7.0	HKC-8
2M63XHF	Musky-Hvy. Jerkbait/SW	PM63XHF	6'3"	XH	FAST	1	36-80	3-8	0.640	10.0	4.2	HKC-7
2M69XHF	Musky-Hvy. Jerkbait/SW	PM69XHF	6'9"	XH	FAST	1	36-80	3-8	0.655	10.5	4.7	HKC-7
2M86XHF	Musky- Hvy. Jerkbait/SW	PM86XHF	8'6"	XH	FAST	1	36-80	4-10	0.720	9.5	6.8	HKC-8
2M79XXXHF	Musky-Unlimited Wt./SW	PM79XXXHF	7'9"	XXXH	FAST	1	65-100	8-30	0.715	13.5	7.4	HKC-8

SC^{IV} GRAPHITE INSHORE SALTWATER BLANKS (BELIZE BLUE METALLIC FINISH)



MODEL	TYPE	EQUIVALENT ST. CROIX ROD MODEL	LENGTH	POWER	ACTION	PCS.	LINE WT. RATING	LURE WT. (OZ.)	BUTT DIAMETER (INCH)	TIP SIZE	BLANK WT. (OZ.)	SUG. HANDLE KIT
4SW70MLF	Spinning/Casting	LIS70MLF	7'	ML	FAST	1	6-12	1/8-1/2	0.475	3.8	1.8	HKS-4 / HKC-2
4SW76MLF	Spinning/Casting	LIS76MLF	7'	ML	FAST	1	6-12	1/8-1/2	0.500	3.8	2.6	HKS-5 / HKC-3
4SW70MF	Spinning/Casting	LIS70MF	7'	M	FAST	1	8-17	3/8-3/4	0.475	4	2.3	HKS-5 / HKC-3
4SW76MF	Spinning/Casting	LIS76MF	7'6"	M	FAST	1	8-17	3/8-3/4	0.490	4	2.1	HKS-5 / HKC-3
4SW70MHF	Spinning/Casting	LIS70MHF	7'	MH	FAST	1	10-20	1/2-1 1/4	0.535	5.5	2.7	HKS-5 / HKC-3
4SW66XLM	Spinning/Casting	LGCC66XLM	6'6"	XL	MODERATE	1	6-10	1/32-1/8	0.395	3.8	1.3	HKC-2 / HKS-3
4SW66LM	Spinning/Casting	LGCC66LM	6'6"	L	MODERATE	1	8-12	1/16-1/4	0.405	4	1.5	HKC-2 / HKS-3
4SW66MLM	Spinning/Casting	LGCC66MLM	6'6"	ML	MODERATE	1	8-14	1/8-3/8	0.395	4	1.3	HKC-2 / HKS-3
4SW70MLM	Spinning/Casting	LGCC70MLM	7'	ML	MODERATE	1	8-14	1/8-3/8	0.395	4	1.5	HKC-2 / HKS-4



SC^{III} GRAPHITE INSHORE SALTWATER BLANKS (COPPER PEARL FINISH)

MODEL	TYPE	EQUIVALENT ST. CROIX ROD MODEL	LENGTH	POWER	ACTION	PCS.	LINE WT. RATING	LURE WT. (OZ.)	BUTT DIAMETER (INCH)	TIP SIZE	BLANK WT. (OZ.)	SUG. HANDLE KIT
3SW70LM	Spinning/Casting	AIS70LM	7'	L	MODERATE	1	6-12	1/8-3/8	0.400	4.5	1.3	HKS-4 / HKC-2
3SW70MLF	Spinning/Casting	AIS70MLF	7'	ML	FAST	1	6-12	1/8-1/2	0.420	5.0	2.0	HKS-4 / HKC-2
3SW76MLF	Spinning/Casting	AIS76MLF	7'6"	ML	FAST	1	6-12	1/8-1/2	0.500	4.0	2.1	HKS-5 / HKC-3
3SW80MLF	Spinning/Casting	AIS80MLF	8'	ML	FAST	1	6-12	1/8-1/2	0.490	4.5	2.1	HKS-5 / HKC-3
3SW66MF	Spinning/Casting	AIS66MF	6'6"	M	FAST	1	8-17	3/8-3/4	0.510	5.5	1.9	HKS-5 / HKC-3
3SW70MF	Spinning/Casting	AIS70MF	7'	M	FAST	1	8-17	3/8-3/4	0.520	5.5	2.2	HKS-5 / HKC-3
3SW70MM	Spinning/Casting	AIS70MM	7'	M	MODERATE	1	8-17	1/4-5/8	0.430	4.5	1.6	HKS-5 / HKC-3
3SW76MF	Spinning/Casting	AIS76MF	7'6"	M	FAST	1	8-17	3/8-3/4	0.530	5.5	2.6	HKS-5 / HKC-3
3SW80MF	Spinning/Casting	AIS80MF	8'	M	FAST	1	8-17	3/8-3/4	0.550	6.0	2.9	HKS-6 / HKC-4
3SW66MHF	Spinning/Casting	AIS66MHF	6'6"	MH	FAST	1	10-20	1/2-1 1/4	0.530	6.0	2.6	HKS-5 / HKC-3
3SW70MHF	Spinning/Casting	AIS/AIC70MHF	7'	MH	FAST	1	10-20	1/2-1 1/4	0.545	6.0	3.0	HKS-5 / HKC-3
3SW76MHF	Spinning/Casting	AIS/AIC76MHF	7'6"	MH	FAST	1	10-20	1/2-1 1/4	0.565	6.0	3.6	HKS-6 / HKC-4
3SW80MHF	Spinning/Casting	AIS/AIC80MHF	8'	MH	FAST	1	14-30	1/2-2	0.585	6.0	4.1	HKS-6 / HKC-4
3SW70HF	Spinning/Casting	AIS/AIC70HF	7'	H	FAST	1	15-30	3/4-2	0.595	7.0	3.6	HKS-5 / HKC-3
3SW76HF	Spinning/Casting	AIS/AIC76HF	7'6"	H	FAST	1	15-30	3/4-2	0.605	7.0	4.2	HKS-6 / HKC-4
3SW80HF	Spinning/Casting	AIS/AIC80HF	8'	H	FAST	1	17-40	3/4-3	0.665	7.0	4.6	HKS-6 / HKC-4

SC^{II} GRAPHITE INSHORE SALTWATER BLANKS (GLOSS GREEN FINISH)

MODEL	TYPE	EQUIVALENT ST. CROIX ROD MODEL	LENGTH	POWER	ACTION	PCS.	LINE WT. RATING	LURE WT. (OZ.)	BUTT DIAMETER (INCH)	TIP SIZE	BLANK WT. (OZ.)	SUG. HANDLE KIT
2SW70LM	Spinning/Casting	TIS/TIC70LM	7'	L	MODERATE	1	6-12	1/8-3/8	0.415	5.0	1.3	HKC-2 / HKS-4
2SW76LM	Spinning/Casting	TIS76LM	7'6"	L	MODERATE	1	6-12	1/8-3/8	0.430	5.0	1.7	HKC-2 / HKS-4
2SW70MLF	Spinning/Casting	TIS/TIC70MLF	7'	ML	FAST	1	8-14	1/8-1/2	0.455	5.0	2.2	HKC-3 / HKS-5
2SW76MLF	Spinning/Casting	TIS76MLF	7'6"	ML	FAST	1	8-14	1/8-1/2	0.465	5.0	2.4	HKC-3 / HKS-5
2SW80MLF	Spinning/Casting	TIS80MLF	8'	ML	FAST	1	8-14	1/8-1/2	0.495	5.0	3.0	HKS-5
2SW70MF	Spinning/Casting	TIS/TIC70MF	7'	M	FAST	1	8-17	3/8-3/4	0.520	5.5	2.2	HKC-3 / HKS-5
2SW70MM	Spinning/Casting	TIS/TIC70MM	7'	M	MODERATE	1	8-17	1/4-5/8	0.450	5.0	1.7	HKC-3 / HKS-5
2SW76MF	Spinning/Casting	TIS/TIC76MF	7'6"	M	FAST	1	8-17	3/8-3/4	0.545	5.5	2.7	HKC-4 / HKS-6
2SW76MM	Spinning/Casting	TIS76MM	7'6"	M	MODERATE	1	8-17	1/4-5/8	0.465	5.0	2.1	HKC-4 / HKS-6
2SW80MF	Spinning/Casting	TIS80MF	8'	M	FAST	1	8-17	3/8-3/4	0.565	5.5	3.2	HKC-4 / HKS-6
2SW70MHF	Spinning/Casting	TIS/TIC70MHF	7'	MH	FAST	1	10-20	1/2-1 1/4	0.535	6.0	2.7	HKC-3 / HKS-5
2SW70MHM	Spinning/Casting	TIS70MHM	7'	MH	MODERATE	1	10-20	1/2-1	0.530	6.0	2.2	HKC-3 / HKS-5
2SW76MHF	Spinning/Casting	TIS/TIC76MHF	7'6"	MH	FAST	1	10-20	1/2-1 1/4	0.575	5.5	3.2	HKC-4 / HKS-6
2SW80MHF	Spinning/Casting	TIS/TIC80MHF	8'	MH	FAST	1	14-30	1/2-2	0.615	6.5	3.7	HKC-4 / HKS-6
2SW70HF	Spinning/Casting	TIS/TIC70HF	7'	H	FAST	1	12-25	3/4-2	0.580	7.0	3.5	HKC-3 / HKS-5
2SW70HM	Spinning/Casting	TIS70HM	7'	H	MODERATE	1	12-25	3/4-1 1/2	0.570	6.5	3.0	HKC-3 / HKS-5
2SW76HF	Spinning/Casting	TIS/TIC76HF	7'6"	H	FAST	1	12-25	3/4-2	0.620	6.5	3.7	HKC-4 / HKS-6
2SW80HF	Spinning/Casting	TIS/TIC80HF	8'	H	FAST	1	17-40	3/4-3	0.655	7.0	4.8	HKC-4 / HKS-6

SC^I GRAPHITE INSHORE SALTWATER TRAVEL BLANKS (GLOSS GREEN FINISH)

MODEL	TYPE	EQUIVALENT ST. CROIX ROD MODEL	LENGTH	POWER	ACTION	PCS.	LINE WT. RATING	LURE WT. (OZ.)	BUTT DIAMETER (INCH)	TIP SIZE	BLANK WT. (OZ.)	SUG. HANDLE KIT
2SW70MLF3	Spinning/Casting	TIS70MLF3	7'	ML	FAST	3	8-14	1/8-1/2	0.505	4.5	2.0	HKC-3 / HKS-5
2SW70MF3	Spinning/Casting	TIS/TIC70MF3	7'	M	FAST	3	8-17	3/8-3/4	0.565	5.0	2.3	HKC-3 / HKS-5
2SW76MF3	Spinning/Casting	TIS76MF3	7'6"	M	FAST	3	8-17	3/8-3/4	0.600	5.0	3.1	HKC-4 / HKS-6
2SW70MHF3	Spinning/Casting	TIS/TIC70MHF3	7'	MH	FAST	3	10-20	1/2-1 1/4	0.585	5.5	2.5	HKC-3 / HKS-5
2SW76MHF3	Spinning/Casting	TIS/TIC76MHF3	7'6"	MH	FAST	3	10-20	1/2-1 1/4	0.635	5.5	3.3	HKC-4 / HKS-6
2SW76HF3	Spinning/Casting	TIS/TIC76HF3	7'6"	H	FAST	3	12-25	3/4-2	0.650	6.0	3.5	HKC-4 / HKS-6



SC^{III} GRAPHITE SURF BLANKS (RED METALLIC FINISH)

MODEL	TYPE	EQUIVALENT ST. CROIX ROD MODEL	LENGTH	POWER	ACTION	PCS.	LINE WT. RATING	LURE WT. (OZ.)	BUTT DIAMETER (INCH)	TIP SIZE	BLANK WT. (OZ.)	SUG. HANDLE KIT
3SRS70MLF	Spinning	AVSS70MLF	7'	ML	FAST	1	6-12	3/8-1	0.475	6.0	2.2	N/A
3SRS70MF	Spinning	AVSS70MF	7'	M	FAST	1	8-17	5/8-2	0.555	5.5	3.2	N/A
3SRS80MMF	Spinning	AVSS80MMF	8'	M	MOD. FAST	1	8-17	3/4-3	0.585	5.5	4.0	N/A
3SRS90MMF2	Spinning	AVSS90MMF2	9'	M	MOD. FAST	2	10-20	1-4	0.720	7.0	4.7	N/A
3SRS96MHF2	Spinning/Casting	AVSS96MHF2	9'6"	MH	FAST	2	12-25	2-6	0.750	10.0	5.6	N/A
3SRS100MF2	Spinning/Casting	AVSS/AVSC100MF2	10'	M	FAST	2	10-20	1-4	0.730	7.0	5.6	N/A
3SRS110MHF2	Spinning/Casting	AVSS/AVSC110MHF2	11'	MH	FAST	2	15-40	3-8	0.800	7.0	6.9	N/A
3SRS120HMF2	Spinning/Casting	AVSS/AVSC120HMF2	12'	H	MOD. FAST	2	20-60	6-16	0.800	12.0	12.3	N/A

SC^{II} GRAPHITE BOAT ROD BLANKS (GLOSS BLACK FINISH)



MODEL	TYPE	EQUIVALENT ST. CROIX ROD MODEL	LENGTH	POWER	ACTION	PCS.	LINE WT. RATING	LURE WT. (OZ.)	BUTT DIAMETER (INCH)	TIP SIZE	BLANK WT. (OZ.)	SUG. HANDLE KIT
2SWC66MF	Conv./Spinning	LSWC66MF	6'6"	M	FAST	1	15-30 Mono / 20-40 Braid	N/A	0.520	5.5	3.7	N/A
2SWC70MF	Conv./Spinning	LSWC/LSWS70MF	7'	M	FAST	1	15-30 Mono / 20-40 Braid	N/A	0.570	5.5	4.3	N/A
2SWC66MHF	Conv./Spinning	LSWC66MHF	6'6"	MH	FAST	1	30-50 Mono / 40-65 Braid	N/A	0.555	6.0	4.5	N/A
2SWC70MHF	Conv./Spinning	LSWC/LSWS70MHF	7'	MH	FAST	1	30-50 Mono / 40-65 Braid	N/A	0.605	6.0	5.2	N/A
2SWS76MHF	Conv./Spinning	LSWS76MHF	7'6"	MH	FAST	1	30-50 Mono / 40-65 Braid	N/A	0.615	6.0	6.3	N/A
2SWC66HF	Conv./Spinning	LSWC66HF	6'6"	H	FAST	1	50-80 Mono / 65-100 Braid	N/A	0.595	8.5	4.8	N/A
2SWC70HF	Conv./Spinning	LSWC/LSWS70HF	7'	H	FAST	1	50-80 Mono / 65-100 Braid	N/A	0.650	8.5	6.7	N/A
2SWS80HM	Conv./Spinning	LSWS80HM	8'	H	MODERATE	1	50-80 Mono / 65-100 Braid	N/A	0.670	6.5	7.8	N/A

SC^V GRAPHITE FRESHWATER FLY BLANKS (GLOSS GALLATIN GREEN FINISH)



MODEL	TYPE	EQUIVALENT ST. CROIX ROD MODEL	LENGTH	LINE WT. RATING	PCS.	ACTION	BUTT DIAMETER (INCH)	TIP SIZE	BLANK WT. (OZ.)	SUG. HANDLE KIT
5FF793.4	Trout	EFW793.4	7'9"	3	4	FAST	0.285	3.0	1.0	N/A
5FF864.4	Trout/Panfish	EFW864.4	8'6"	4	4	FAST	0.325	4.0	1.3	N/A
5FF904.4	Trout/Panfish	EFW904.4	9'	4	4	FAST	0.315	3.5	1.4	N/A
5FF865.4	Trout/Panfish	EFW865.4	8'6"	5	4	FAST	0.330	4.0	1.5	N/A
5FF905.4	Trout/Panfish	EFW905.4	9'	5	4	FAST	0.325	3.5	1.6	N/A
5FF906.4	Trout	EFW906.4	9'	6	4	FAST	0.340	4.0	1.7	N/A
5FF907.4	Bass/Steelhead	EFW907.4	9'	7	4	FAST	0.350	4.0	1.8	N/A
5FF967.4	Salmon/Steelhead	EFW967.4	9'6"	7	4	FAST	0.350	4.0	1.9	N/A
5FF908.4	Bass/Salmon/Steelhead	EFW908.4	9'	8	4	FAST	0.375	4.0	1.9	N/A
5FF968.4	Salmon/Steelhead	EFW968.4	9'6"	8	4	FAST	0.380	4.0	2.0	N/A
5FF909.4	Salmon/Pike	EFW909.4	9'	9	4	FAST	0.385	4.0	2.1	N/A
5FF9010.4	Salmon/Musky	EFW9010.4	9'	10	4	FAST	0.405	4.0	2.3	N/A

SC^V GRAPHITE SALTWATER FLY BLANKS (GLOSS BELIZE BLUE FINISH)



MODEL	TYPE	EQUIVALENT ST. CROIX ROD MODEL	LENGTH	LINE WT. RATING	PCS.	ACTION	BUTT DIAMETER (INCH)	TIP SIZE	BLANK WT. (OZ.)	SUG. HANDLE KIT
5FS906.4	Light Saltwater	ESW906.4	9'	6	4	FAST	0.360	4.0	1.8	N/A
5FS907.4	Saltwater	ESW907.4	9'	7	4	FAST	0.380	4.0	2.0	N/A
5FS908.4	Saltwater	ESW908.4	9'	8	4	FAST	0.400	4.0	2.1	N/A
5FS909.4	Saltwater	ESW909.4	9'	9	4	FAST	0.415	4.0	2.3	N/A
5FS9010.4	Saltwater	ESW9010.4	9'	10	4	FAST	0.425	4.0	2.5	N/A
5FS9012.4	Big Game Saltwater	ESW9012.4	9'	12	4	FAST	0.440	5.0	2.8	N/A



SC^{IV} / SC^{II} GRAPHITE FLY BLANKS (GLOSS BURGUNDY FINISH)

MODEL	TYPE	EQUIVALENT ST. CROIX ROD MODEL	LENGTH	LINE WT. RATING	PCS.	ACTION	BUTT DIAMETER (INCH)	TIP SIZE	BLANK WT. (OZ.)	SUG. HANDLE KIT
42F602.2	Trout	I606.2	6'	2	2	FAST	0.250	3.5	0.6	HKF-1
42F663.2	Trout	I663.2	6'6"	3	2	FAST	0.275	3.5	0.7	HKF-1
42F703.4	Trout	I703.4	7'	3	4	FAST	0.280	3.5	0.8	HKF-1
42F863.4	Trout	I863.4	8'6"	3	4	FAST	0.300	3.5	1.2	HKF-1
42F764.2	Trout	I764.2	7'6"	4	2	FAST	0.325	3.5	1.1	HKF-1
42F764.4	Trout	I764.4	7'6"	4	4	FAST	0.290	3.5	1.0	HKF-1
42F804.2	Trout/Panfish	I804.2	8'	4	2	FAST	0.335	3.5	1.3	HKF-1
42F804.4	Trout/Panfish	I804.4	8'	4	4	FAST	0.290	3.5	1.1	HKF-1
42F864.4	Trout/Panfish	I864.4	8'6"	4	4	FAST	0.310	3.5	1.3	HKF-2
42F904.2	Trout/Panfish	I904.2	9'	4	2	FAST	0.375	4.0	1.6	HKF-2
42F904.4	Trout/Panfish	I904.4	9'	4	4	FAST	0.320	4.0	1.5	HKF-2
42F805.2	Trout/Panfish	I805.2	8'	5	2	FAST	0.355	4.0	1.4	HKF-2
42F805.4	Trout/Panfish	I805.4	8'	5	4	FAST	0.305	4.0	1.2	HKF-2
42F865.2	Trout/Panfish	I865.2	8'6"	5	2	FAST	0.370	4.0	1.6	HKF-2
42F865.4	Trout/Panfish	I865.4	8'6"	5	4	FAST	0.315	4.0	1.3	HKF-2
42F905.2	Trout/Panfish	I905.2	9'	5	2	FAST	0.380	4.0	1.7	HKF-2
42F905.4	Trout/Panfish	I905.4	9'	5	4	FAST	0.330	4.0	1.6	HKF-2
42F906.2	Trout	I906.2	9'	6	2	FAST	0.390	4.0	1.9	HKF-2
42F906.4	Trout	I906.4	9'	6	4	FAST	0.350	4.0	1.8	HKF-2
42F1006.4	Trout	I1006.4	10'	6	4	FAST	0.335	4.0	1.9	HKF-3
42F907.4	Bass/Steelhead/Saltwater	I907.4	9'	7	4	FAST	0.360	4.0	1.9	HKF-3
42F1007.4	Salmon/Steelhead	I1007.4	10'	7	4	FAST	0.355	4.0	2.1	HKF-3
42F908.2	Bass/Salmon/Steelhead/Saltwater	I908.2	9'	8	2	FAST	0.410	4.0	2.0	HKF-3
42F908.4	Bass/Salmon/Steelhead/Saltwater	I908.4	9'	8	4	FAST	0.390	4.0	2.0	HKF-3
42F968.4	Salmon/Steelhead	I968.4	9'6"	8	4	FAST	0.390	4.0	2.2	HKF-3
42F1008.4	Salmon/Steelhead	I1008.4	10'	8	4	FAST	0.395	4.0	2.7	HKF-3
42F909.2	Salmon/Pike/Saltwater	I909.2	9'	9	2	FAST	0.420	4.0	2.2	HKF-4
42F909.4	Salmon/Pike/Saltwater	I909.4	9'	9	4	FAST	0.400	4.0	2.2	HKF-4
42F9010.2	Salmon/Musky/Saltwater	I9010.2	9'	10	2	FAST	0.430	4.0	2.3	HKF-4
42F9010.4	Salmon/Musky/Saltwater	I9010.4	9'	10	4	FAST	0.405	4.0	2.4	HKF-4
42F1105.4	Switch	I1105.4	11'	5	4	FAST	0.365	4.0	2.3	N/A
42F1106.4	Switch	I1106.4	11'	6	4	FAST	0.375	4.0	2.4	N/A
42F1107.4	Switch	I1107.4	11'	7	4	FAST	0.395	4.0	2.7	N/A
42F1108.4	Switch	I1108.4	11'	8	4	FAST	0.425	4.0	3.0	N/A

SC^{III} GRAPHITE FLY BLANKS (GLOSS CANTEN GREEN PEARL FINISH)



MODEL	TYPE	EQUIVALENT ST. CROIX ROD MODEL	LENGTH	LINE WT. RATING	PCS.	ACTION	BUTT DIAMETER (INCH)	TIP SIZE	BLANK WT. (OZ.)	SUG. HANDLE KIT
3F762.4	Trout	A762.4	7'6"	2	4	MODERATE	0.250	3.0	0.9	HKF-1
3F603.2	Trout	A603.2	6'	3	2	MODERATE	0.290	3.5	0.7	HKF-1
3F663.4	Trout	A663.4	6'6"	3	4	MODERATE	0.275	3.5	0.9	HKF-1
3F703.2	Trout	A703.2	7'	3	2	MODERATE	0.280	3.5	0.8	HKF-1
3F793.4	Trout	A793.4	7'9"	3	4	MODERATE	0.285	3.5	1.0	HKF-1
3F664.4	Trout	A664.4	6'6"	4	4	MODERATE	0.280	3.5	0.9	HKF-1
3F704.2	Trout	A704.2	7'	4	2	MODERATE	0.305	3.5	1.0	HKF-1
3F794.4	Trout	A794.4	7'9"	4	4	MODERATE	0.300	3.5	1.2	HKF-1
3F864.4	Trout/Panfish	A864.4	8'6"	4	4	MODERATE	0.325	4.0	1.5	HKF-2
3F904.2	Trout/Panfish	A904.2	9'	4	2	MODERATE	0.380	4.5	1.9	HKF-2
3F904.4	Trout/Panfish	A904.4	9'	4	4	MODERATE	0.335	4.5	1.8	HKF-2
3F805.4	Trout/Panfish	A805.4	8'	5	4	MODERATE	0.340	4.5	1.5	HKF-2
3F865.4	Trout/Panfish	A865.4	8'6"	5	4	MODERATE	0.330	4.5	1.5	HKF-2
3F905.2	Trout/Panfish	A905.2	9'	5	2	MODERATE	0.390	4.5	2.0	HKF-2
3F905.4	Trout/Panfish	A905.4	9'	5	4	MODERATE	0.340	4.5	1.9	HKF-2
3F906.2	Trout	A906.2	9'	6	2	MODERATE	0.405	4.5	2.1	HKF-2
3F906.4	Trout	A906.4	9'	6	4	MODERATE	0.345	4.5	1.9	HKF-2
3F907.4	Steelhead/Bass/Saltwater	A907.4	9'	7	4	MODERATE	0.355	4.5	2.0	HKF-3



SUGGESTED GUIDE SIZE & SPACING CHART

STYLE	INCHES FROM TIP TOP	SIZE
CASTING (BASS & WALLEYE)		
5'6"	4.5-9.5-15.5-22.5-30-39	12-10-8-6-6-6
6'0"	4.5-9.5-15.5-22.5-31.5-42.5	12-10-8-6-6-6
6'2"	4.5-9.5-15.5-22.5-31.5-42.5	12-10-8-6-6-6
6'6"	4-8.5-13.5-19.5-26.5-34.6-44.5	12-10-8-6-6-6-6
7'0"	5-10.5-16.5-23-31-40-50	12-10-8-6-6-6-6
7'6" tel.	4-9-15-22-30-39-49	12-10-8-6-6-6-6
CASTING (MUSKY)		
6'0"	5-10.5-16.5-24-34.5	20-16-12-10-8
6'6"	5-10.5-16.5-24-32.5-42	20-16-12-10-8-8
7'0"	4.5-9.5-15-21-28.5-37.5-48	20-16-12-10-8-8-8
7'6"	4.5-9-14-19.5-25.5-32.5-41-51	20-16-12-10-8-8-8-8
CASTING (LIGHT SALTWATER)		
7'0"	5-11-17-24-31.5-40-49.5	12-10-10-10-8-8-8
7'6"	5-10-15.5-21.5-28-35.5-44-55	12-10-10-10-8-8-8-8
8'0"	4.5-9.5-15-21-28-36-45.5-57	16-12-10-8-8-8-8-8
CASTING (SALMON/STEELHEAD)		
8'0"	4.5-9.5-15-21-28-36-45.5-57	16-12-10-10-8-8-8-8
8'6"	4.5-9.5-15.5-22.5-30.5-39.5-50-63	16-12-10-10-8-8-8-8
10'6"	4.5-10-16.5-24-32-41-50.5-61-71.5-83	16-12-10-8-8-8-8-8-8-8
SPINNING (BASS & WALLEYE/TROUT & PANFISH)		
4'6"UL	5-11.5-20.5-31	20-10-8-6
5'0"UL	5-10.5-17-25-34.25	20-16-10-8-6
5'6"L-M	5.5-11.5-18.5-26.5-37	25-16-10-8-6
6'0"L-M	4-9-15-22-30-40	25-20-16-10-8-7
6'6"L-M	4-9-15-22.5-31.5-42.5	30-20-16-10-8-7
7'0"L-M	4-8.5-13.5-19.5-27-36-49	30-20-16-10-8-7-6
7'6"L-M	4.5-9.5-15.5-22.5-30.5-41-54	30-20-16-10-8-7-6
SPINNING (SALMON/STEELHEAD)		
7'6"	4.5-9.5-15.5-22.5-30.5-41-54	30-20-16-10-8-7-6
8'6"	5.5-12-19.75-28.5-38-50.75-65	30-20-16-10-8-7-6
9'0"	5-10.5-16.5-23.5-32-42-53-68.5	30-20-16-10-8-7-7-6
FLY (LIGHT TO MED. FRESHWATER)		
6'0"	4-8.5-13.5-19-25-32-40-50	10-4-4-3-3-2-2-2
6'6"	4-8.5-13.5-19-25-33-41.5-52	12-4-4-3-3-2-2-2
7'0"	4-9-15-21.5-28.5-36.6-45.5-56	12-4-4-3-3-2-2-2
7'6"	4.5-9.5-15.5-22.5-30.5-39.5-49.5-61.5	12-4-4-4-3-3-3-3
8'0"	4.25-9.5-15-21.5-29-37.25-46.25-55.5-65.5	12-4-4-4-4-3-3-3-3
8'6"	4.875-10.375-17.375-25.125-33.125-41.625-50.875-60.875-71.875	12-4-4-4-4-3-3-3-3
9'0"	4-9-15-22-29.5-37.5-46.625-56.75-67.25-78	12-10-4-4-4-4-3-3-3-3
9'6"	4-9-15-22-29.5-37-45-53.25-62.125-71.375-81.25	12-10-4-4-4-4-3-3-3-3-3
10'0"	4-9-15-22-30-39-48-57.5-68.375-79.375-90	12-10-4-4-4-4-3-3-3-3-3
FLY (HVY. FRESHWATER & SALT.)		
8'6"	4.875-10.375-17.375-25.125-33.125-41.625-50.875-60.875-71.875	16-12-5-5-5-4-4-4-4
9'0"	4.5-9.5-15.5-22-29-36.5-44.5-54-64-76.5	16-12-5-5-5-5-4-4-4-4
9'0" salt.	4.5-9.5-15.5-21.625-28.875-36.5-44.75-53.25-64-76	20-16-12-6-6-6-5-5-5-5
9'6"	4-9-15-22-29.5-37-45-53.25-61.125-71.375-81.25	16-12-5-5-5-5-4-4-4-4
10'0"	4-9-15-22-30-39-48-57.5-68.375-79.375-90	16-12-5-5-5-5-4-4-4-4