

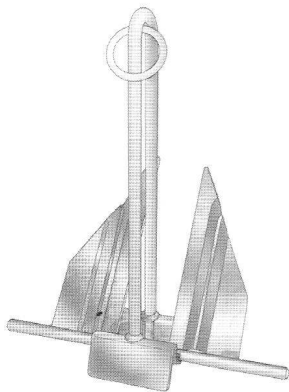
Fluke Anchor

These penetrating fluke anchors are polymer coated and designed to dig into mud, sand, or gravel. The design of the fluke anchor allows for excellent weight-to-holding power ratio, and the low profile allows for easy storage. Available in 5 sizes.

NO. AFLUKEG

Packed 1 each with stick-on label.

code	weight	pcs./ basket	approx. basket wgt.
4	4 lbs.	300	1540 lbs.
8	8 lbs.	150	1540 lbs.
13	13 lbs.	110	1540 lbs.
18	18 lbs.	70	1540 lbs.
22	22 lbs.	60	1540 lbs.




Slip Ring Anchor

The slip ring shank of these corrosion resistant aluminum magnesium alloy anchors are designed for easy retrieval in areas where snagging can occur. They feature a light weight design that will out perform heavier steel anchors, making them easy to handle. Available in 4 sizes.

NO. ASLIPG

Packed 1 each with stick-on label.

code	weight	pcs./ basket	approx. basket wgt.
4	4 lbs.	260	1540 lbs.
8	8 lbs.	140	1540 lbs.
11	11 lbs.	120	1540 lbs.
13	13 lbs.	100	1540 lbs.



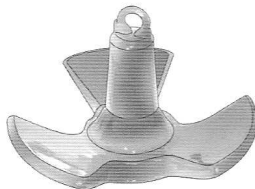
Navy Anchor

These vinyl-coated navy anchors combine weight with flukes and a penetrating swivel action to dig in and hold firmly in a wide range of water floors. The reverse action of the shank allows for quick retrieval. Available in 4 sizes.

NO. ANAYV

Packed 1 each with stick-on label.

code	weight	pcs./ basket	approx. basket wgt.
10	10 lbs.	250	2640 lbs.
15	15 lbs.	180	2640 lbs.
20	20 lbs.	160	2640 lbs.
28	28 lbs.	120	2640 lbs.




River Anchor

The vinyl-coated river anchor will catch and securely hold the river bottom where mud, rocks, stumps and brush are present due to the grappling action of its three individual blades. Available in 4 sizes.

NO. ARIVV

Packed 1 each with stick-on label.

code	weight	pcs./ basket	approx. basket wgt.
12	12 lbs.	220	2640 lbs.
15	15 lbs.	200	2640 lbs.
18	18 lbs.	150	2640 lbs.
30	30 lbs.	90	2640 lbs.



Mushroom Anchor

The vinyl-coated mushroom anchor is an economical solution for lightweight boats. The wide-area mushroom cup produces sufficient holding power in mud and weeds, while the vinyl-coating makes the anchor resistant to rust and abrasion. Available in 4 sizes.

NO. AMUSHV

Packed 1 each with stick-on label.

code	weight	pcs./ basket	approx. basket wgt.
8	8 lbs.	320	2640 lbs.
10	10 lbs.	250	2640 lbs.
12	12 lbs.	220	2640 lbs.
15	15 lbs.	200	2640 lbs.



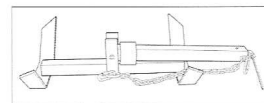
Folding Anchor

This galvanized, four-fluke anchor is lockable in an open or closed position and is perfect for personal watercraft and dinghies. Folds up easily for storage. Available in 4 sizes.

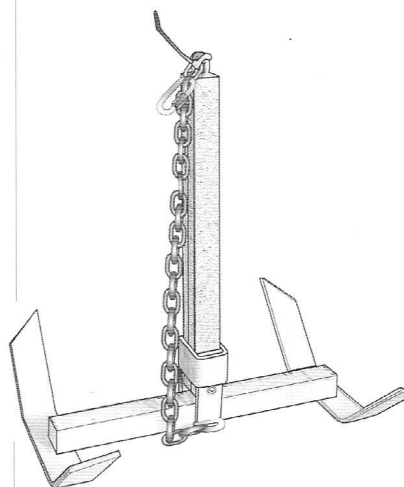
NO. AFOLDG

Packed 1 each with stick-on label.

code	weight	pcs./ basket	approx. basket wgt.
3	3 lbs.	750	2640 lbs.
7	7 lbs.	300	2640 lbs.
9	9 lbs.	250	2640 lbs.
13	13 lbs.	200	2640 lbs.



collapsed view



Collapsible Rocking Anchor

This galvanized, easy to store, collapsible rocking anchor is ideal in any river with heavy current and unforgiving bottom. The added break loose function for easy retrieval makes the anchor ideal for the Pacific Northwest or any heavy current conditions.


NO. AROCKGC

Packed 1 each with stick-on label.

code	weight	pcs./ basket	approx. basket wgt.
26	26 lbs.	120	3280 lbs.
32	32 lbs.	100	3360 lbs.

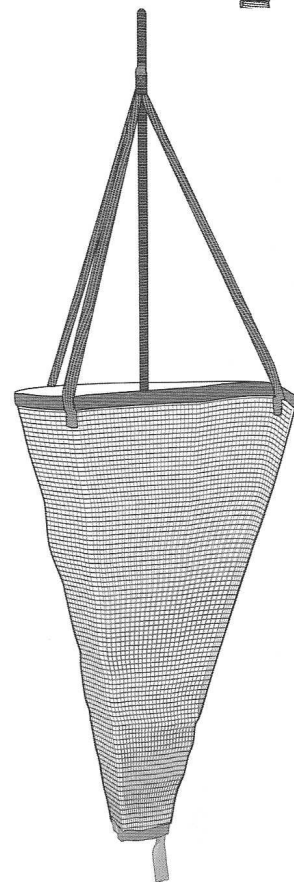
Drift Sock Harness

The most effective and easiest way to attach your drift sock anchor to the boat. This heavy duty harness comes ready to go and includes an egg float for locating your drift sock anchor and a "cheater" rope for easy retrieval.



NO. DRFTSCKH

Packed 1 each per clam pack with header card, 6 each per inner box, 24 per case. Approx. case wgt. 16 lbs.



Drift Sock Anchor

This heavy duty functional drift sock anchor is great for stabilizing your boat in windy cross current conditions, and also can be used to slow your boat down when the current is too fast. High quality nylon straps make this drift sock anchor indestructible in any rough water conditions. Available in 4 sizes.

NO. ADRFTSCK

Packed 1 each per polybag with fold-over header card, 12 per inner box.

code	length	pcs./ case	approx. basket wgt.
18	18"	144	34 lbs.
24	24"	144	40 lbs.
30	30"	72	40 lbs.
36	36"	72	49 lbs.