



**CALSTAR**




***STATE OF THE ART***<sup>®</sup>

---


***State of the Art Fishing Rods and Blanks for the  
Ultimate Quality, Performance and Durability***

# WEST COAST SERIES®



Model Number	Length	Guides	Seat	Grip	Line Test
WC 195-6C	6'	7 Stainless Steel Conventional	Fuji	Hypalon	8-20
WC 196-6C	6'	7 Stainless Steel Conventional	Fuji	Hypalon	10-25
WC 196-6S	6'	6 Stainless Steel Spinning	Fuji	Hypalon	10-25
WC 196-7C	7'	8 Stainless Steel Conventional	Fuji	Hypalon	10-25
WC 196-7S	7'	7 Stainless Steel Spinning	Fuji	Hypalon	10-25
WC 210-S	7'6"	7 Stainless Steel Spinning	Fuji	Hypalon	10-30
WC 270-7C	7'	8 Stainless Steel Conventional	Fuji	Hypalon	12-30
WC 270-7S	7'	7 Stainless Steel Spinning	Fuji	Hypalon	12-30
WC 865-C	6'6"	8 Stainless Steel Conventional	Fuji	Hypalon	15-40
WC 865XH-C	6'6"	8 Stainless Steel Conventional	Fuji	Hypalon	25-60
WC 870-C	7'	8 Stainless Steel Conventional	Fuji	Hypalon	15-40
WC 870-S	7'	7 Stainless Steel Spinning	Fuji	Hypalon	15-40
WC 970-C	7'	8 Stainless Steel Conventional	Fuji	Hypalon	20-40
WC 970-S	7'	7 Stainless Steel Spinning	Fuji	Hypalon	20-40
WC 610-C	7'	8 Stainless Steel Conventional	Fuji	Hypalon	25-60
WC 660-C	6'	7 Stainless Steel Conventional	Fuji	Hypalon	20-50
WC 665-C	6'6"	8 Stainless Steel Conventional	Fuji	Hypalon	20-50
WC 670-C	7'	8 Stainless Steel Conventional	Fuji	Hypalon	20-50
WC 655H-C	5'6"	6 Stainless Steel Conventional	Fuji	Hypalon	30-80
WC 660H-C	6'	7 Stainless Steel Conventional	Fuji	Hypalon	30-80
WC 665H-C	6'6"	8 Stainless Steel Conventional	Fuji	Hypalon	30-80
WC 660H-RS/RT	6'	6 Stainless Steel w/Aftco Stripper & Roller Top	Fuji	Hypalon	30-80
WC 655XH-RS/RT	5'6"	5 Stainless Steel w/Aftco Stripper & Roller Top	Fuji	Hypalon	40-100
WC 660XH-RS/RT	6'	6 Stainless Steel w/Aftco Stripper & Roller Top	Fuji	Hypalon	40-100
WC Baby Boomer A/R	5'6"	5 Aftco Roller	Aftco	Hypalon	30-80
WC Boomer Jr. A/R	5'6"	5 Aftco Roller	Aftco	Hypalon	50-100
WC 655XH A/R	5'6"	5 Aftco Roller	Aftco	Hypalon	40-100
WC 655XXH A/R	5'6"	5 Aftco Roller	Aftco	Hypalon	50-120
WC 6455XH A/R	5'6"	5 Aftco Roller	Aftco	Hypalon	40-100
WC 6455XXH A/R	5'6"	5 Aftco Roller	Aftco	Hypalon	50-120
WC 6460XH A/R	6'	6 Aftco Roller	Aftco	Hypalon	40-100
WC 660XXH A/R	6'	6 Aftco Roller	Aftco	Hypalon	50-120
WCDH 196-C	8'	10 Stainless Steel Conventional	—	Cork Tape	10-25
WCDH 220-C	8'6"	10 Stainless Steel Conventional	—	Cork Tape	15-30
WCDH 270-C	8'	10 Stainless Steel Conventional	—	Cork Tape	12-30
WCDH 270H-C	8'	10 Stainless Steel Conventional	—	Cork Tape	15-40
WCDH 6480-C	8'	9 Stainless Steel Conventional	—	Cork Tape	30-60
WCDH 690J-C	9'	10 Stainless Steel Conventional	—	Cork Tape	20-40
WCDH 90J-C	9'	10 Stainless Steel Conventional	—	Cork Tape	30-60
WCDH 100J-C	10'	11 Stainless Steel Conventional	—	Cork Tape	20-50

# GRAFIGHTER SERIES®



## CONVENTIONAL OFF SHORE RODS

Model Number	Length	Guides	Seat	Grip	Line Test
GFGR 600XL	6'	7 Fuji Casting	Fuji	Hypalon	10-25
GFGR 700XL	7'	9 Fuji Casting	Fuji	Hypalon	10-25
GFGR 700XL-S	7'	7 Fuji Spinning	Fuji	Hypalon	10-25
GFGR 700L	7'	8 Fuji Casting	Fuji	Hypalon	15-30
GFGRALG 700L	7'	8 Aftco Lite	Fuji	Hypalon	15-30
GFGR 700L-S	7'	7 Fuji Spinning	Fuji	Hypalon	15-30
GFGR 700ML	7'	8 Fuji Casting	Fuji	Hypalon	20-40
GFGR 700M	7'	8 Fuji Casting	Fuji	Hypalon	20-50
GFGR 700H	7'	8 Fuji Casting	Fuji	Hypalon	30-80
GFGR 700XH	7'	8 Fuji Casting	Fuji	Hypalon	40-100
GFGR 765XL	6'6"	7 Fuji Casting	Fuji	Hypalon	20-50
GFGR 765L	6'6"	7 Fuji Casting	Fuji	Hypalon	30-80
GFGR 765ML	6'6"	7 Fuji Casting	Fuji	Hypalon	40-80
GFGR 800XL	8'	11 Fuji Casting	Fuji	Hypalon	10-25
GFGR 800L	8'	9 Fuji Casting	Fuji	Hypalon	15-30
GFGR 800M	8'	9 Fuji Casting	Fuji	Hypalon	20-40
GFGRALG 800XL	8'	10 Aftco Lite	Fuji	Hypalon	10-25

## TUNA RODS

Model Number	Length	Guides	Seat	Grip	Line Test
GFTR 755H	5'6"	5 Aftco Roller	Aftco	Hypalon	40-80
GFTR 755XH	5'6"	5 Aftco Roller	Aftco	Hypalon	50-100
GFTR 755XXH	5'6"	4 Aftco Roller	Aftco	Hypalon	60-130
GFTR 760L	6'	6 Aftco Roller	Aftco	Hypalon	30-80
GFTR 760M	6'	6 Aftco Roller	Aftco	Hypalon	40-100
GFTR 760H	6'	6 Aftco Roller	Aftco	Hypalon	50-130
GFTR 765L	6'6"	7 Aftco Roller	Aftco	Hypalon	30-80
GFTR 765ML	6'6"	7 Aftco Roller	Aftco	Hypalon	40-80
GFTR 765M	6'6"	7 Aftco Roller	Aftco	Hypalon	40-100
GFTR 765H	6'6"	7 Aftco Roller	Aftco	Hypalon	50-130


## DECK HAND RODS

Model Number	Length	Guides	Seat	Grip	Line Test
GFDH 800XL	8'	11 Fuji Casting	—	Cork Tape	10-25
GFDH 800L	8'	9 Fuji Casting	—	Cork Tape	15-30
GFDH 800M	8'	9 Fuji Casting	—	Cork Tape	20-40
GFDH 800H	8'	9 Fuji Casting	—	Cork Tape	30-60
GFDH 850L	8'6"	10 Fuji Casting	—	Cork Tape	15-30
GFDH 850M	8'6"	10 Fuji Casting	—	Cork Tape	20-40
GFDH 850H	8'6"	10 Fuji Casting	—	Cork Tape	30-60
GFDH 900XL	9'	11 Fuji Casting	—	Cork Tape	10-25
GFDH 900L	9'	10 Fuji Casting	—	Cork Tape	15-30
GFDH 900M	9'	10 Fuji Casting	—	Cork Tape	20-40
GFDH 900H	9'	10 Fuji Casting	—	Cork Tape	30-60

## GRAFIGHTER RODS WITH CORK GRIPS

Model Number	Length	Guides	Seat	Grip	Line Test
GFGR 600XL-C	6'	7 Fuji Casting	Fuji	Cork	10-25
GFGR 700XL-C	7'	9 Fuji Casting	Fuji	Cork	10-25
GFGR 700L-C	7'	8 Fuji Casting	Fuji	Cork	15-30
GFGR 700ML-C	7'	8 Fuji Casting	Fuji	Cork	20-40
GFGR 700M-C	7'	8 Fuji Casting	Fuji	Cork	20-50
GFGR 800XL-C	8'	11 Fuji Casting	Fuji	Cork	10-25
GFGX 7-C	7'	9 Fuji Casting	Fuji	Cork	8-20
GFGX 8-C	8'	11 Fuji Casting	Fuji	Cork	8-20

# BLACK WEST COAST SERIES®



Model Number	Length	Guides	Seat	Grip	Line Test
BWC 195-6C	6'	7 Stainless Steel Casting	Fuji	Hypalon	8-20
BWC 196-6C	6'	7 Stainless Steel Casting	Fuji	Hypalon	10-25
BWC 196-6S	6'	6 Stainless Steel Spinning	Fuji	Hypalon	10-25
BWC 196-7C	7'	8 Stainless Steel Casting	Fuji	Hypalon	10-25
BWC 196-7S	7'	7 Stainless Steel Spinning	Fuji	Hypalon	10-25
BWC 210-S	7'6"	7 Stainless Steel Spinning	Fuji	Hypalon	10-30
BWC 270-7C	7'	8 Stainless Steel Casting	Fuji	Hypalon	12-30
BWC 270-7S	7'	7 Stainless Steel Spinning	Fuji	Hypalon	12-30
BWC 865-C	6'6"	8 Stainless Steel Casting	Fuji	Hypalon	15-40
BWC 865XH-C	6'6"	8 Stainless Steel Casting	Fuji	Hypalon	25-60
BWC 870-C	7'	8 Stainless Steel Casting	Fuji	Hypalon	15-40
BWC 870-S	7'	7 Stainless Steel Spinning	Fuji	Hypalon	15-40
BWC 970-C	7'	8 Stainless Steel Casting	Fuji	Hypalon	20-40
BWC 970-S	7'	7 Stainless Steel Spinning	Fuji	Hypalon	20-40
BWC 610-C	7'	8 Stainless Steel Casting	Fuji	Hypalon	25-60
BWC 660-C	6'	7 Stainless Steel Casting	Fuji	Hypalon	20-50
BWC 665-C	6'6"	8 Stainless Steel Casting	Fuji	Hypalon	20-50
BWC 670-C	7'	8 Stainless Steel Casting	Fuji	Hypalon	20-50
BWC 655H-C	5'6"	6 Stainless Steel Casting	Fuji	Hypalon	30-80
BWC 660H-C	6'	7 Stainless Steel Casting	Fuji	Hypalon	30-80
BWC 665H-C	6'6"	8 Stainless Steel Casting	Fuji	Hypalon	30-80
BWC 6460H-C	6'	7 Stainless Steel Casting	Fuji	Hypalon	30-80
BWC 6465H-C	6'6"	8 Stainless Steel Casting	Fuji	Hypalon	30-80
BWC 660H-RS/RT	6'	6 Stainless Steel w/Aftco Stripper & Roller Top	Fuji	Hypalon	30-80
BWC 655XH-RS/RT	5'6"	5 Stainless Steel w/Aftco Stripper & Roller Top	Fuji	Hypalon	40-100
BWC 660XH-RS/RT	6	6 Stainless Steel w/Aftco Stripper & Roller Top	Fuji	Hypalon	40-100
BWC Baby Boomer A/R	5'6"	5 Aftco Roller	Aftco	Hypalon	30-80
BWC Boomer Jr. A/R	5'6"	5 Aftco Roller	Aftco	Hypalon	50-100
BWC 655XH A/R	5'6"	5 Aftco Roller	Aftco	Hypalon	40-100
BWC 655XXH A/R	5'6"	5 Aftco Roller	Aftco	Hypalon	50-120
BWC 6455XH A/R	5'6"	5 Aftco Roller	Aftco	Hypalon	40-100
BWC 6455XXH A/R	5'6"	5 Aftco Roller	Aftco	Hypalon	50-120
BWC 6460XH A/R	6'	6 Aftco Roller	Aftco	Hypalon	40-100
BWC 660XXH A/R	6'	6 Aftco Roller	Aftco	Hypalon	50-120
BWCDH 196-C	8'	10 Stainless Steel Casting	—	Cork Tape	10-25
BWCDH 220-C	8'	10 Stainless Steel Casting	—	Cork Tape	12-30
BWCDH 270-C	8'	10 Stainless Steel Casting	—	Cork Tape	12-30
BWCDH 270H-C	8'	10 Stainless Steel Casting	—	Cork Tape	15-40
BWCDH 6480-C	8'	9 Stainless Steel Casting	—	Cork Tape	30-60
BWCDH 690J-C	9'	10 Stainless Steel Casting	—	Cork Tape	20-40
BWCDH 90J	9'	10 Stainless Steel Casting	—	Cork Tape	30-60
BWCDH 100J-C	10'	11 Stainless Steel Casting	—	Cork Tape	20-50
BRT 20 LB. CLASS	6'8"	5 Aftco Roller	Aftco	Hypalon	20
BRT 30 LB. CLASS	6'8"	5 Aftco Roller	Aftco	Hypalon	30
BRT 50 LB. CLASS	6'8"	5 Aftco Roller	Aftco	Hypalon	50
BRT 80 LB. CLASS	7'2"	5 Aftco Roller	Aftco	Hypalon	80
BRT 130 LB. CLASS	7'2"	5 Aftco Roller	Aftco	Hypalon	130

# CALSTAR BLANKS

## SOUTHERN CALIFORNIA SERIES

Model Number	Length	Tip Size	Butt Diameter	Line Test
T120	5'6"	51/2	.590	4-12
T130	6'6"	51/2	.670	4-12
T130	7'	51/2	.680	4-12
T195	6'	6	.790	8-20
T195H	6'	7	.815	10-25
T195XH	6'	8	.825	15-30
T196	6'	6	.860	10-25
T196	6'6"	6	.910	10-25
T196L	7'	6	.875	8-20
T196	7'	6	.965	10-25
T196L	8'	6	.960	8-20
T196	8'	6	.980	10-25
T210	7'6"	7	.925	10-30
T220	8'6"	7	.960	15-30
T270	6'	7	.870	10-30
T270L	7'	7	.920	8-20
T270	7'	7	.985	12-30
T270	8'	7	.970	12-30
T270H	8'	8	1.015	15-40
T330	7'	12	.800	20-30
T500	7'	8	.950	20-30
T530	9'	9	1.250	15-40
T540	10'	9	1.300	20-50
T550	9'	10	1.040	20-80
T607	7'	6	.810	8-20
T608	8'	6	.825	8-20
T610	7'	9	1.060	25-60
T610H	7'	10	1.075	30-80
Baby Boomer	5'6"	10	1.105	30-80
Boomer Jr.	5'6"	12	1.125	50-100
Baja Boomer	5'6"	14	1.175	60-130
T775	6'6"	18	.940	30-100
T775	7'	18	.980	30-100
T775	7'6"	18	1.000	30-100

## TUNA/LONG RANGE SERIES

Model Number	Length	Tip Size	Butt Diameter	Line Test
T6455L	5'6"	8	.925	12-30
T6455	5'6"	9	1.000	20-50
T6455H	5'6"	10	1.025	30-80
T6455XH	5'6"	12	1.050	40-100
T6455XXH	5'6"	14	1.090	50-120
T6460L	6'	8	.950	15-40
T6460	6'	9	1.040	20-50
T6460H	6'	10	1.065	30-80
T6460XH	6'	12	1.085	40-100
T6460XXH	6'	14	1.105	50-120
T6465L	6'6"	8	1.000	15-40
T6465	6'6"	9	1.080	20-50
T6465H	6'6"	10	1.120	30-80
T6465XH	6'6"	12	1.150	40-100
T6465XXH	6'6"	14	1.160	50-120
T6470	7'	9	1.115	20-50
T6480	8'	9	1.130	30-60
T6480L	8'	9	1.070	20-40
T6485L	8'6"	9	1.100	20-40
T655L	5'6"	8	.830	20-40
T655	5'6"	9	.915	20-50
T655H	5'6"	10	.950	30-80
T655XH	5'6"	12	.980	40-100
T655XXH	5'6"	14	1.115	50-120
T655TSSL	5'6"	12	1.050	50-100
T655TSS	5'6"	14	1.130	60-120
T660L	6'	9	.880	20-40
T660	6'	9	.940	20-50
T660H	6'	10	.970	30-80
T660XH	6'	12	.990	40-100
T660XXH	6'	14	1.030	50-120
T665L	6'6"	9	.895	20-40
T665	6'6"	9	.965	20-50
T665H	6'6"	10	.985	30-80
T665XH	6'6"	12	1.050	40-100
T670L	7'	9	.910	20-40
T670	7'	9	1.010	20-50
T670H	7'	10	1.035	30-80
T670XH	7'	12	1.050	30-100
T670	8'	9	1.050	20-50
T670XH	8'6"	12	1.160	30-100
T6865	6'6"	9	1.000	20-40
T6870	7'	9	1.040	20-40
T690J	9'	9	1.125	20-40
T865	6'6"	8	.975	15-40
T865H	6'6"	8	.990	20-50
T865XH	6'6"	9	1.020	25-60
T870	7'	8	1.005	15-40
T870H	7'	8	1.025	20-50
T90J	9'	9	1.125	30-60
T970	7'	8	.980	20-40
T100	10'	9	1.175	20-50

## REGULATION SERIES

Model Number	Length	Tip Size	Butt Diameter	Line Test
RT12	5'6"	10	.645	12
RT20	5'6"	12	.655	20
RT30	5'6"	14	.730	30
RT50	5'6"	16	.925	50
RT80	5'6"	20	1.005	80
RT130	5'6"	26	1.080	130
RT130	6'6"	26	1.105	130
RT180	5'6"	28	1.100	180
GAFF	4'		1.300	
GAFF	6'		1.300	
GAFF	8'		1.300	
GAFF	10'		1.300	

# CALSTAR GRAFIGHTER BLANKS

## TUNA SERIES

Model Number	Length	Tip Size	Butt Diameter	Line Test
GF755H	5'6"	12	.860	40-80
GF755XH	5'6"	12	.860	50-100
GF755XXH	5'6"	14	.880	60-Unlimited
GF760L	6'	9	.840	30-80
GF760M	6'	10	.885	40-100
GF760H	6'	12	.895	50-120
GF765XL	6'6"	8	.850	20-50
GF765L	6'6"	9	.870	30-80
GF765ML	66"	9	.880	40-80
GF765M	6'6"	10	.935	40-100
GF765H	6'6"	12	.940	50-120

## OFF SHORE/DECK HAND SERIES

Model Number	Length	Tip Size	Butt Diameter	Line Test
GF600XL	6'	6	.760	10-25
GF700XL	7'	6	.820	10-25
GF700L	7'	7	.850	15-30
GF700ML	7'	7	.895	20-40
GF700M	7'	8	.885	20-50
GF700H	7'	8	.900	30-80
GF700XH	7'	9	.925	40-100
GF800XL	8'	6	.865	10-25
GF800L	8'	7	.930	15-30
GF800M	8'	8	.930	20-40
GF800H	8'	8	.930	30-60
GF850L	8'6"	7	.940	15-30
GF850M	8'6"	8	.940	20-40
GF850H	8'6"	8	.940	30-60
GF900XL	9'	6	.880	10-25
GF900L	9'	7	.940	15-30
GF900M	9'	8	.940	20-40
GF900H	9'	8	.940	30-60
GX7	7'	6	.725	8-20
GX8	8'	6	.740	8-20